

# Valvole overcentre

## *Overcentre valves*

### INDICE

### *INDEX*

	Pagina <i>Page</i>
Informazioni generali <i>General informations</i>	2
Indice per tipo di valvola <i>Index by valve type</i>	3
Indice alfabetico <i>Alphabetical index</i>	7

## INFORMAZIONI GENERALI GENERAL INFORMATION

### Ordinazioni

Gli ordini devono essere inviati alla:

#### **CBF S.r.l.**

Via Caboto, 1  
36075 Montecchio Maggiore (VI)  
Tel. 0444 499141-3  
Fax 0444 499145

Per posta o telefax. Si prega di evitare, ove possibile, di effettuare ordini per telefono dato che questi dovranno essere in ogni caso confermati per lettera o fax.

### **Gli ordini devono chiaramente indicare:**

- Esatta ragione sociale o indirizzo completo del richiedente.
- Numero d'ordine.
- Data d'ordine.
- Numero d'offerta **CBF** (qualora esista).
- Denominazione valvola.
- Data consegna richiesta.
- Destinazione merce.
- Vettore.

### **Garanzia**

• La **CBF S.r.l.** garantisce che i suoi prodotti sono esenti da difetti di materiali o di costruzione per un periodo di 12 mesi a partire dalla data di spedizione dai propri magazzini in Montecchio Maggiore (VI) - Italia.

• La garanzia è esclusivamente limitata alla riparazione o sostituzione, a giudizio della **CBF S.r.l.**, d'ogni parte o parti difettose in materiale o costruzione, previo esame dei pezzi che devono essere ritornati alla **CBF**, franco destino, corredati di descrizione dettagliata del malfunzionamento.

• **CBF** declina ogni responsabilità ed esclude l'applicazione della garanzia per quei prodotti che, a proprio insindacabile giudizio, siano stati contaminati, impiegati erroneamente o manomessi in circostanze al di fuori del proprio controllo o senza autorizzazione. La garanzia decade qualora siano apportate modifiche a circuiti o impianti tali da influenzare negativamente il funzionamento del prodotto **CBF**.

• In nessun caso una rivalsa in garanzia potrà comportare revoche contrattuali, sospensioni anche parziali di pagamenti, compensi per danni o rimborsi spese, ivi compresa la spesa di manodopera per la sostituzione del pezzo.

• Questa garanzia riconosciuta dalla **CBF S.r.l.** attraverso la propria organizzazione assistenziale esclude e sostituisce ogni altra garanzia di qualsiasi genere.

• **CBF S.r.l.** non è responsabile per danni diretti o indiretti, ivi comprese eventuali perdite economiche conseguenti a fermo macchina, o ritardate consegne di qualsiasi genere.

### **Responsabilità d'uso.**

Tutti i prodotti **CBF** sono sottoposti a rigorosi collaudi funzionali, conformemente alle caratteristiche riportate sulla documentazione tecnica **CBF**.

Dal momento che le reali condizioni di funzionamento delle apparecchiature del Compratore non sono riproducibili integralmente nei laboratori della **CBF**, la responsabilità della scelta e l'idoneità dei prodotti sono a carico del Compratore stesso.

### **Giurisdizione**

In caso di contestazione in cui la **CBF S.r.l.** sia convenuta è esclusivamente competente il Foro di Vicenza. Le tratte, le accettazioni di regolamenti, le spedizioni senza o contrassegno, le esazioni per mezzo d'incaricati, non costituiscono deroga a questa clausola anche nel caso in cui la **CBF S.r.l.** fosse ricercata per connessione o continenza di causa.

Quando la **CBF S.r.l.** sia attrice potrà ricorrere sia al Foro di Vicenza, sia a quello di residenza del convenuto.

### **Order entry procedure**

Orders are received by:

#### **CBF S.r.l.**

Via Caboto, 1  
36075 Montecchio Maggiore (VI)  
Tel. ++39-0444-499141/3  
Fax ++39-0444-499145

By mail or telefax. When possible, please avoid sending orders by telephone since you must later confirm them by letter.

### **Orders must clearly show:**

- The corporate name and the full address of the applicant.
- Order number.
- Order date.
- **CBF's** offer number (when existing).
- Valve denomination.
- Required delivery date.
- Goods destination.
- Carrier.

### **Warranty**

• **CBF S.r.l.** warrants that its products are free from defects in material and workmanship for a period of 12 months from the date of shipment from the factory in Montecchio Maggiore (VI) - Italy.

• The warranty is strictly limited to the repair or replacement (at **CBF S.r.l.** option) of any part or parts defective in material or workmanship, subject to **CBF's** examination of the part which must be returned to **CBF S.r.l.**, carriage pre-paid by the Customer, with a detailed description of the malfunction.

• **CBF S.r.l.** shall not be responsible for circumstances beyond its control and this warranty shall not apply to products which, in the sole judgement of **CBF** have been subjected to contamination, tampering, negligent handling, misapplication or other misuse.

Changes in circuit or changes in other components which may adversely affect the products of **CBF S.r.l.** void this warranty.

• In none of the cases quoted in the above paragraphs can the customer claim the cancellation of the contract compensation for damages or reimbursement of any expenses as, for example, labor required to replace the defective parts.

• This warranty recognized by **CBF S.r.l.** through its service organization is expressly in lieu of and excludes and supersedes any warranty of merchantability or fitness.

• **CBF S.r.l.** makes no other warranties, expressed or implied, and is not responsible for any consequential damages resulting from use by any buyer or user, its liability being limited to the value of product sold or to the obligation to replace a defective part. In no event shall **CBF S.r.l.** be liable for loss of anticipated profits, consequential damages, or loss of any equipment, installation, system operation or service into which the products of **CBF S.r.l.** may be fitted. **CBF S.r.l.** shall not be liable for any default, claimed breach of warranty, failure to deliver or otherwise, except as herein specifically indicated.

### **Responsibility for use.**

All **CBF** products are checked and tested, in accordance with the specifications indicated in the relevant technical documents.

Since the actual installation and performance of the Customer's equipment cannot be exactly reproduced in the **CBF** testing laboratories, the assurance of suitability of all **CBF's** products in the Customer application is the responsibility of the Customer himself.

### **Jurisdiction**

In case of a dispute where **CBF S.r.l.** is summoned before court, the Court in Law in Vicenza (Italy) is exclusively competent: drafts, acceptance of settlements, dispatches without or with C.O.D. do not constitute a derogation from this clause of jurisdiction even in case **CBF S.r.l.** should be pursued for concession or contenance of cause.

When **CBF S.r.l.** is the plaintiff, it will be able to recur both to Court of Law in Vicenza and to that where the other party resides.

## INDICE PER TIPO DI VALVOLA INDEX BY VALVE TYPE

		Q	P	Pagina	
		[l/min]	[bar]	Page	
<b>Valvola overcentre a cartuccia</b>					
<i>Pilot assisted overcentre valve – cartridge type</i>					
	OVC60-C	60	350	<b>8</b>	
	OVC150-C	150	350	<b>9</b>	
	OVC200-C	200	350	<b>10</b>	
	OVC2008-C	20	350	<b>11</b>	
	OVC4010-C	40	350	<b>12</b>	
	OVC6012-C	60	350	<b>13</b>	
	OVC15016-C	150	350	<b>14</b>	
	OVC20020-C	200	350	<b>15</b>	
<b>Valvola overcentre a cartuccia compensata in pressione</b>					
<i>Pressure compensated, pilot assisted overcentre valve – cartridge type</i>					
	OVC60CC-C	60	350	<b>16</b>	
	OVC150CC-C	150	350	<b>17</b>	
	OVC200CC-C	200	350	<b>18</b>	
	OVC2008CC-C	20	350	<b>19</b>	
	OVC4010CC-C	40	350	<b>20</b>	
	OVC6012CC-C	60	350	<b>21</b>	
	OVC15016CC-C	150	350	<b>22</b>	
	OVC20020CC-C	200	350	<b>23</b>	
<b>Valvola overcentre semplice effetto con pilotaggio esterno</b>					
<i>Single effect overcentre valve with external pilot</i>					
	OVC-SE-38	40	350	<b>24</b>	
	OVC-SE-12	60	350	<b>24</b>	
	OVC-SE-34	100	350	<b>24</b>	
	OVC-SE-10	120	350	<b>24</b>	
	Flangiabile con vite cava <i>Nipple screw flangeable</i>				
	OVC-SE-C-38	40	300	<b>25</b>	
	OVC-SE-C-12	60	300	<b>25</b>	
	Flangiabile <i>Flange mounted</i>				
	OVC-SE-F38-38	40	350	<b>26</b>	
	OVC-SE-F38-12	60	350	<b>26</b>	
	OVC-SE-F2-PST-38	40	350	<b>27</b>	
	OVC-SE-F2-PST-38	60	350	<b>27</b>	
	OVC-SE-F-38-..-A	40	350	<b>28</b>	
	OVC-SE-F-12-..-A	60	350	<b>28</b>	

## INDICE PER TIPO DI VALVOLA INDEX BY VALVE TYPE

		Q	P	Pagina
		[l/min]	[bar]	Page
<b>Valvola overcentre semplice effetto in linea</b> <i>In line, single effect overcentre valve</i>				
	OVC-SE-L-38	40	350	<b>29</b>
	OVC-SE-L-12	60	350	<b>29</b>
	OVC-SE-L-34	100	350	<b>29</b>
	OVC-SE-L-10	120	350	<b>29</b>
	OVC-SE-L-200-34	150	350	<b>30</b>
	OVC-SE-L-200-10	200	350	<b>30</b>
	Flangiabile con vite cava <i>Nipple screw flangeable</i>			
	OVC-SE-CL-38	40	300	<b>31</b>
	OVC-SE-CL-12	60	300	<b>31</b>
	Flangiabile <i>Flange mounted</i>			
OVC-SE-L-F40-PST-12-...-A	80	350	<b>32</b>	
OVC-SE-L-F40-PST-34-...-A	120	350	<b>32</b>	
<b>Valvola overcentre semplice effetto con pilotaggio esterno – centro chiuso</b> <i>Single effect overcentre valve with external pilot – closed centre</i>				
	OVC-SE-CC-38	40	350	<b>33</b>
	OVC-SE-CC-12	60	350	<b>33</b>
	OVC-SE-CC-34	100	350	<b>33</b>
	OVC-SE-CC-10	120	350	<b>33</b>
<b>Valvola overcentre semplice effetto in linea - centro chiuso</b> <i>In line, single effect overcentre valve - closed centre</i>				
	OVC-SE-L-CC-38	40	350	<b>34</b>
	OVC-SE-L-CC-12	60	350	<b>34</b>
	OVC-SE-L-CC-34	100	350	<b>34</b>
	OVC-SE-L-CC-10	120	350	<b>34</b>
	OVC-SE-L-200-CC-34	150	350	<b>35</b>
	OVC-SE-L-200-CC-10	200	350	<b>35</b>
	Flangiabile <i>Flange mounted</i>			
	OVC-SE-L-F40-PST-12-CC-...-A	80	350	<b>36</b>
OVC-SE-L-F40-PST-34-CC-...-A	120	350	<b>36</b>	

## INDICE PER TIPO DI VALVOLA INDEX BY VALVE TYPE

		Q	P	Pagina
		[l/min]	[bar]	Page
<b>Valvola overcentre doppio effetto</b> <i>Double effect overcentre valve</i>				
	OVC-DE-38	40	350	37
	OVC-DE-12	60	350	37
	Flangiabile con vite cava <i>Nipple screw flangeable</i>			
	OVC-DE-C-38	40	300	38
	In linea <i>In line</i>			
	OVC-DE-L-38	40	350	39
	OVC-DE-L-12	60	350	39
	OVC-DE-L-34	100	350	39
	OVC-DE-L-10	120	350	39
	OVC-DE-L-200-34	150	350	40
OVC-DE-L-200-10	200	350	40	
OVC-DE-L-2001-34	150	350	41	
<b>Valvola overcentre doppio effetto in linea flangiabile</b> <i>Flangeable, in line, double effect overcentre valve</i>				
	OVC-DE-L-F40-38	40	350	42
	OVC-DE-L-F40-12	60	350	42
	OVC-DE-L-F48-38	40	350	43
	OVC-DE-L-F30-14	20	350	44
	OVC-DE-L-F30-38	40	350	45
<b>Valvola overcentre doppio effetto in linea flangiabile</b> <i>Flangeable, in line, double effect overcentre valve</i>				
	OVC-DE-F2-PST-12	60	350	46
<b>Valvola overcentre doppio effetto in linea con sblocco freno</b> <i>In line, double effect overcentre valve with brake unclamping</i>				
	OVC-DE-L-SF-38	40	350	47
	OVC-DE-L-SF-12	60	350	47
	OVC-DE-L-SF-34	100	350	48
	OVC-DE-L-SF-10	120	350	48
<b>Valvola overcentre doppio effetto - centro chiuso</b> <i>Double effect overcentre valve - closed centre</i>				
	OVC-DE-CC-38	40	350	49
	OVC-DE-CC-12	60	350	49

## INDICE PER TIPO DI VALVOLA INDEX BY VALVE TYPE

		Q	P	Pagina
		[l/min]	[bar]	Page
Valvola overcentre doppio effetto in linea - centro chiuso <i>In line, double effect overcentre valve - closed centre</i>				
	OVC-DE-L-CC-38	40	350	<b>50</b>
	OVC-DE-L-CC-12	60	350	<b>50</b>
	OVC-DE-L-CC-34	100	350	<b>50</b>
	OVC-DE-L-CC-10	120	350	<b>50</b>
	OVC-DE-L-200-CC-34	150	350	<b>51</b>
	OVC-DE-L-200-CC-10	200	350	<b>51</b>
Valvola overcentre doppio effetto in linea flangiabile <i>Flangeable, in line, double effect overcentre valve</i>				
	OVC-DE-F2-PST-CC-12	80	350	<b>52</b>

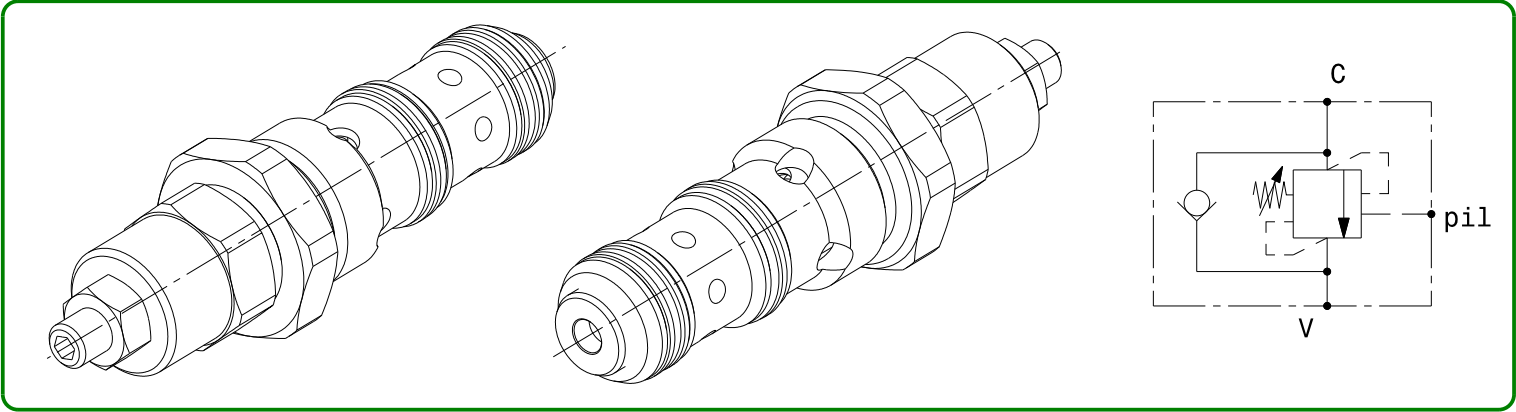
## INDICE ALFABETICO ALPHABETICAL INDEX

Modello	Pagina
Type	Page
OVC15016-C	14
OVC15016CC-C	22
OVC150-C	9
OVC150CC-C	17
OVC20020-C	15
OVC20020CC-C	23
OVC2008-C	11
OVC2008CC-C	19
OVC200-C	10
OVC200CC-C	18
OVC4010-C	12
OVC4010CC-C	20
OVC6012-C	13
OVC6012CC-C	21
OVC60-C	8
OVC60CC-C	16
OVC-DE-12	37
OVC-DE-38	37
OVC-DE-C-38	38
OVC-DE-CC-12	49
OVC-DE-CC-38	49
OVC-DE-F2-PST-12	46
OVC-DE-F2-PST-CC-12	52
OVC-DE-L-10	39
OVC-DE-L-12	39
OVC-DE-L-200-10	40

Modello	Pagina
Type	Page
OVC-DE-L-2001-34	41
OVC-DE-L-200-34	40
OVC-DE-L-200-CC-10	51
OVC-DE-L-200-CC-34	51
OVC-DE-L-34	39
OVC-DE-L-38	39
OVC-DE-L-CC-10	50
OVC-DE-L-CC-12	50
OVC-DE-L-CC-34	50
OVC-DE-L-CC-38	50
OVC-DE-L-F30-14	44
OVC-DE-L-F30-38	45
OVC-DE-L-F40-12	42
OVC-DE-L-F40-38	42
OVC-DE-L-F48-38	43
OVC-DE-L-SF-10	48
OVC-DE-L-SF-12	47
OVC-DE-L-SF-34	48
OVC-DE-L-SF-38	47
OVC-SE-10	24
OVC-SE-12	24
OVC-SE-34	24
OVC-SE-38	24
OVC-SE-C-12	25
OVC-SE-C-38	25
OVC-SE-CC-10	33
OVC-SE-CC-12	33

Modello	Pagina
Type	Page
OVC-SE-CC-34	33
OVC-SE-CC-38	33
OVC-SE-CL-12	31
OVC-SE-CL-38	31
OVC-SE-F-12-...-A	28
OVC-SE-F2-PST-38	27
OVC-SE-F2-PST-38	27
OVC-SE-F-38-...-A	28
OVC-SE-F38-12	26
OVC-SE-F38-38	26
OVC-SE-L-10	29
OVC-SE-L-12	29
OVC-SE-L-200-10	30
OVC-SE-L-200-34	30
OVC-SE-L-200-CC-10	35
OVC-SE-L-200-CC-34	35
OVC-SE-L-34	29
OVC-SE-L-38	29
OVC-SE-L-CC-10	34
OVC-SE-L-CC-12	34
OVC-SE-L-CC-34	34
OVC-SE-L-CC-38	34
OVC-SE-L-F40-PST-12-...-A	32
OVC-SE-L-F40-PST-12-CC-...-A	36
OVC-SE-L-F40-PST-34-...-A	32
OVC-SE-L-F40-PST-34-CC-...-A	36

Valvola OVERCENTRE a cartuccia  
 Pilot assisted OVERCENTRE valve – cartridge type  
 mod. OVC60-C



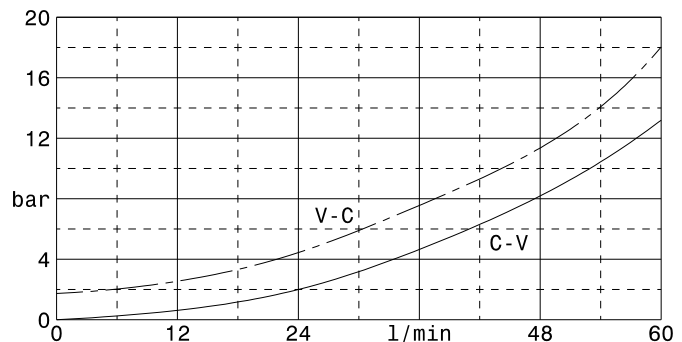
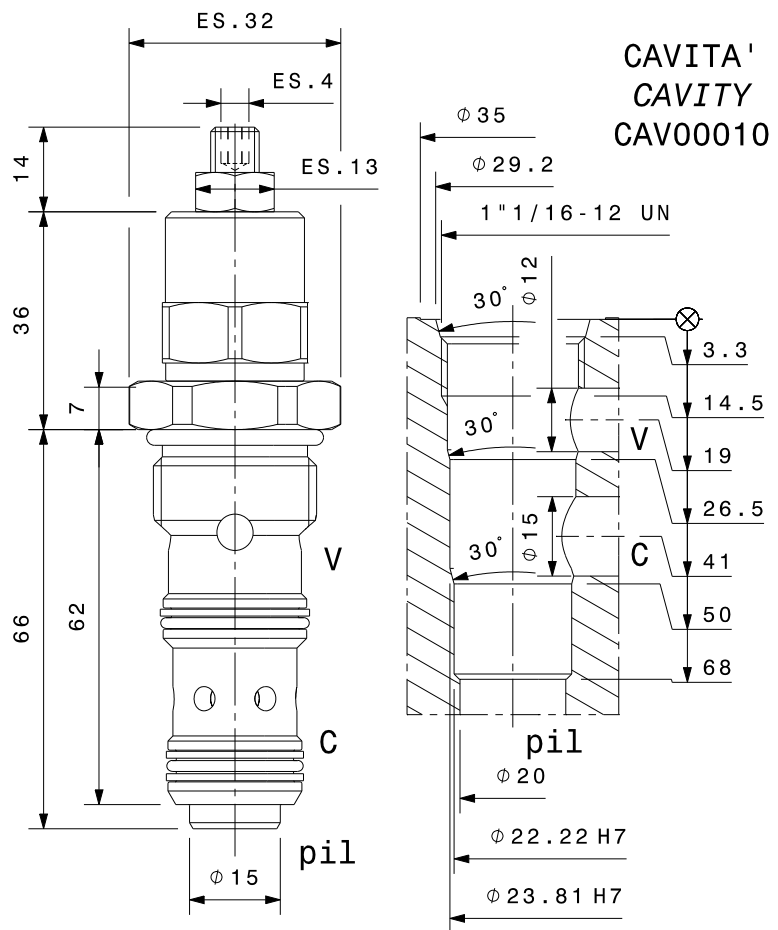
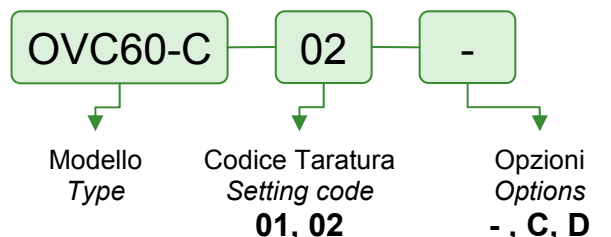
Portata massima Max flow	60 l/min
Pressione massima Max pressure	350 bar
Rapporto di pilotaggio Pilot ratio	4.25:1
Rapporti di pilotaggio a richiesta Pilot ratio upon request	3:1 8:1 10:1
Coppia di serraggio Installation torque	110 ÷ 120 Nm

Dati e tarature ottenuti usando olio con viscosità 30 cSt a 50°C Performances and calibrations are carried out by using hydraulic oil with 30 cSt viscosity at 50°C	
Viscosità consigliate Recommended viscosity	10 ÷ 420 cSt
Temperature di lavoro Working temperature	-20 ÷ +90 °C
Filtrazione assoluta Absolute filtration	25 µ

<b>Taratura Setting</b>	La valvola deve essere tarata almeno 1.3 volte la massima pressione indotta dal carico The valve must be set at least 1.3 times maximum load induced pressure		
Codice Code	Taratura standard Standard setting bar (Q=5 l/min)	Campo di taratura Adj. Pressure range bar	Colore molla Spring colour
01	100	20÷200	Bianco White
02	280	50÷350	Nero Black

<b>Opzioni Options</b>		
-  Vite esterna esagono incassato Leakproof hex socket screw	C  Piombatura Sealing cap	D  Cappello Cap

Sigla di ordinazione / Ordering code

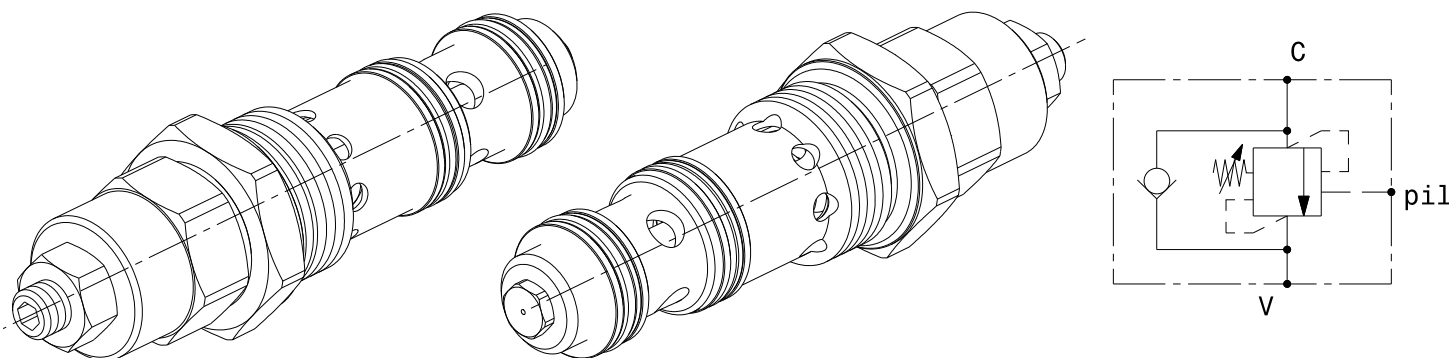


I dati non sono impegnativi, CBF si riserva di apportare modifiche senza preavviso.  
 The specifications are not binding, CBF reserves the right to introduce modifications without notice.



Valvola OVERCENTRE a cartuccia  
 Pilot assisted OVERCENTRE valve – cartridge type

mod. OVC150-C

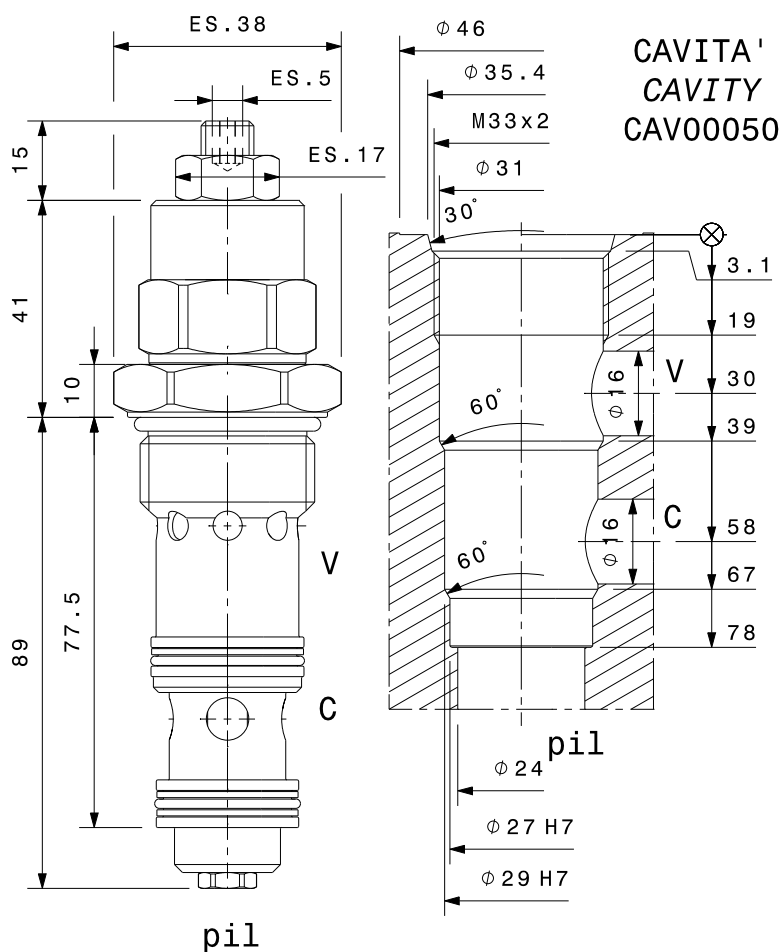


Portata massima <i>Max flow</i>	150 l/min
Pressione massima <i>Max pressure</i>	350 bar
Rapporto di pilotaggio <i>Pilot ratio</i>	4:1
Rapporti di pilotaggio a richiesta <i>Pilot ratio upon request</i>	3:1 8:1 10:1
Coppia di serraggio <i>Installation torque</i>	180 ÷ 210 Nm

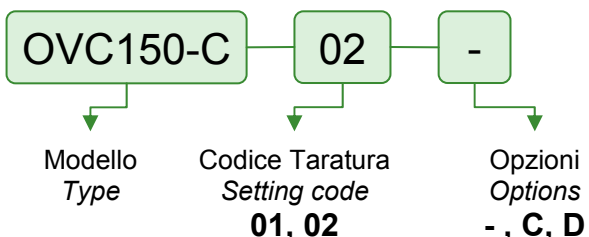
Dati e tarature ottenuti usando olio con viscosità 30 cSt a 50°C <i>Performances and calibrations are carried out by using hydraulic oil with 30 cSt viscosity at 50°C</i>	
Viscosità consigliate <i>Recommended viscosity</i>	10 ÷ 420 cSt
Temperature di lavoro <i>Working temperature</i>	-20 ÷ +90 °C
Filtrazione assoluta <i>Absolute filtration</i>	25 µ

<b>Taratura Setting</b>	La valvola deve essere tarata almeno 1.3 volte la massima pressione indotta dal carico <i>The valve must be set at least 1.3 times maximum load induced pressure</i>		
Codice Code	Taratura standard Standard setting bar (Q=5 l/min)	Campo di taratura Adj. Pressure range bar	Colore molla Spring colour
01	100	20÷200	Bianco White
02	280	50÷350	Nero Black

<b>Opzioni Options</b>		
-  Vite esterna esagono incassato <i>Leakproof hex socket screw</i>	C  Piombatura <i>Sealing cap</i>	D  Cappello <i>Cap</i>



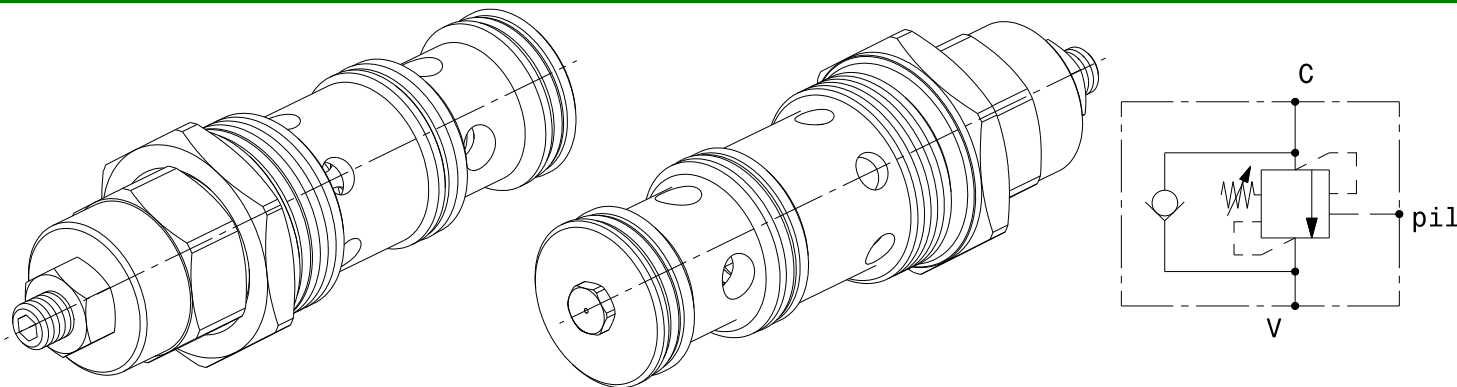
Sigla di ordinazione / Ordering code



I dati non sono impegnativi, **CBF** si riserva di apportare modifiche senza preavviso.  
 The specifications are not binding, **CBF** reserves the right to introduce modifications without notice.

Valvola OVERCENTRE a cartuccia  
 Pilot assisted OVERCENTRE valve – cartridge type

mod. OVC200-C



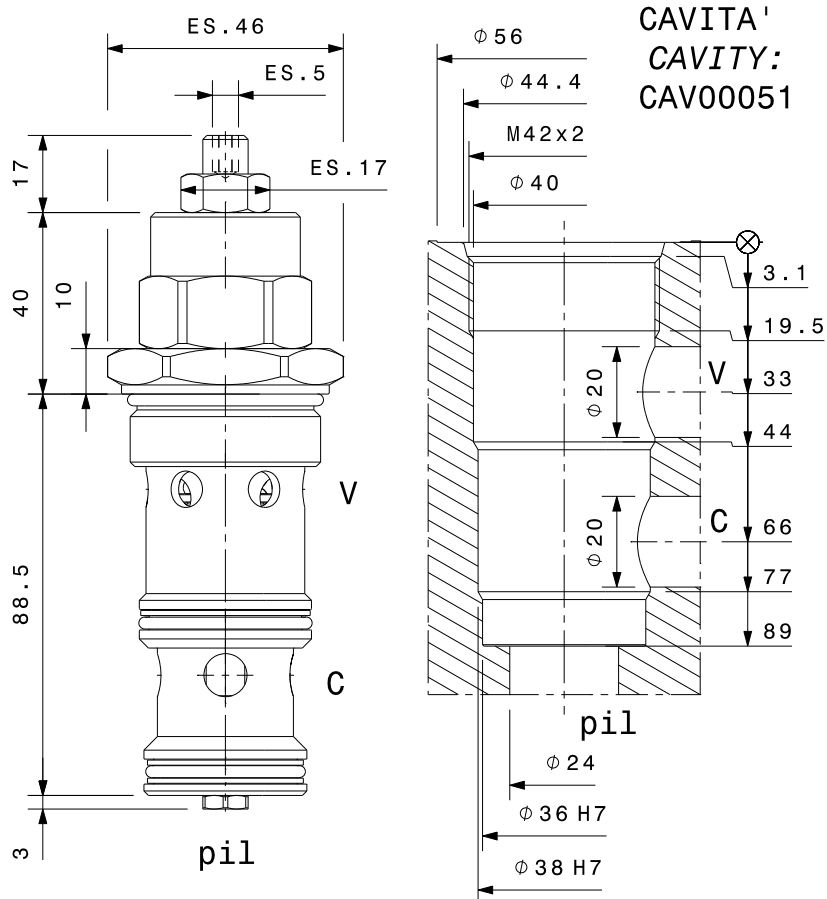
Portata massima <i>Max flow</i>	200 l/min
Pressione massima <i>Max pressure</i>	350 bar
Rapporto di pilotaggio <i>Pilot ratio</i>	4:1
Rapporti di pilotaggio a richiesta <i>Pilot ratio upon request</i>	3:1    8:1
Coppia di serraggio <i>Installation torque</i>	240 ÷ 260 Nm

Dati e tarature ottenuti usando olio con viscosità 30 cSt a 50°C <i>Performaces and calibrations are carried out by using hydraulic oil with 30 cSt viscosity at 50°C</i>	
Viscosità consigliate <i>Recommended viscosity</i>	10 ÷ 420 cSt
Temperature di lavoro <i>Working temperature</i>	-20 ÷ +90 °C
Filtrazione assoluta <i>Absolute filtration</i>	25 µ

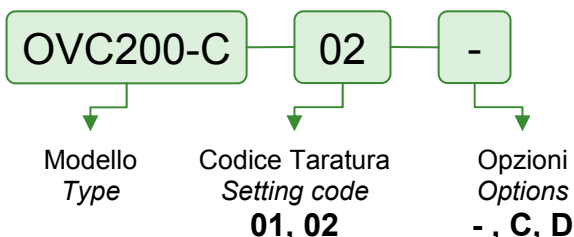
<b>Taratura Setting</b>	La valvola deve essere tarata almeno 1.3 volte la massima pressione indotta dal carico <i>The valve must be set at least 1.3 times maximum load induced pressure</i>		
Codice Code	Taratura standard Standard setting bar (Q=5 l/min)	Campo di taratura Adj. Pressure range bar	Colore molla Spring colour
01	100	20÷200	Bianco White
02	280	50÷350	Nero Black

**Opzioni  
Options**

-	<b>C</b>	<b>D</b>
Vite esterna esagono incassato <i>Leakproof hex socket screw</i>	Piombatura <i>Sealing cap</i>	Cappello <i>Cap</i>



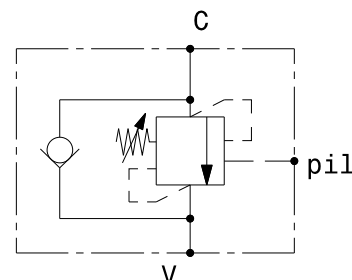
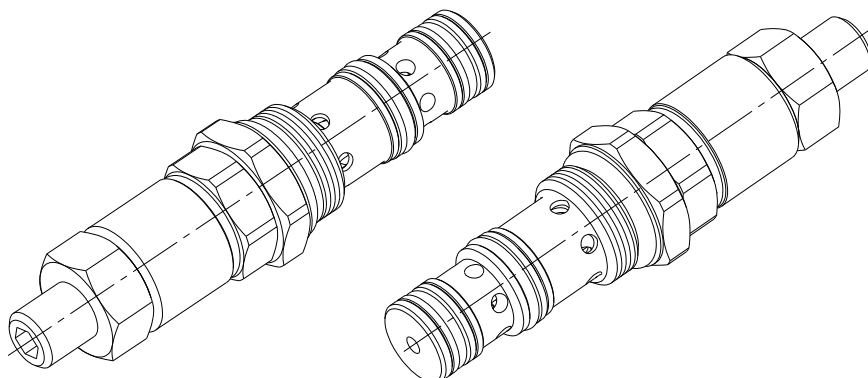
Sigla di ordinazione / Ordering code



I dati non sono impegnativi, **CBF** si riserva di apportare modifiche senza preavviso.  
 The specifications are not binding, **CBF** reserves the right to introduce modifications without notice.

Valvola OVERCENTRE a cartuccia  
 Pilot assisted OVERCENTRE valve – cartridge type

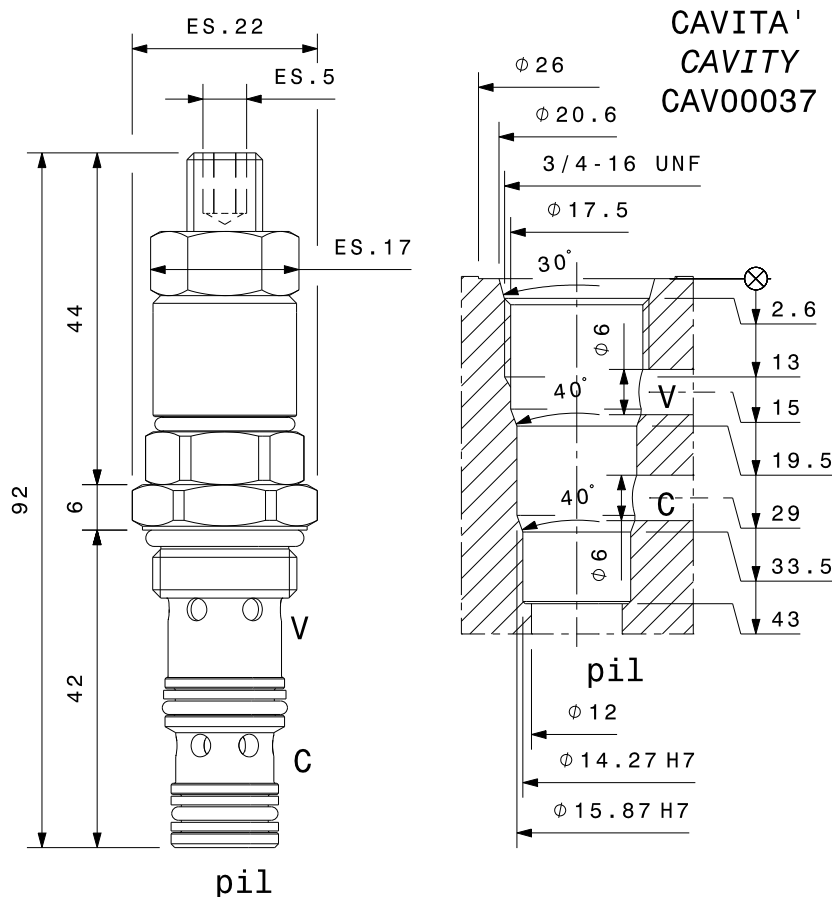
mod. OVC2008-C



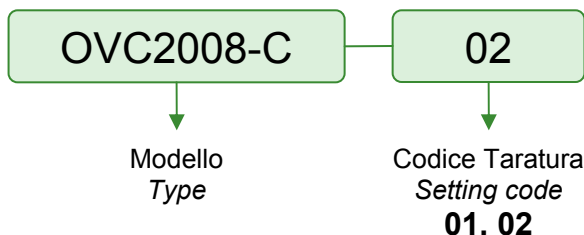
Portata massima Max flow	20 l/min
Pressione massima Max pressure	350 bar
Rapporto di pilotaggio Pilot ratio	4:1
Coppia di serraggio Installation torque	30 ÷ 35 Nm

Dati e tarature ottenuti usando olio con viscosità 30 cSt a 50°C Performances and calibrations are carried out by using hydraulic oil with 30 cSt viscosity at 50°C	
Viscosità consigliate Recommended viscosity	10 ÷ 420 cSt
Temperature di lavoro Working temperature	-20 ÷ +90 °C
Filtrazione assoluta Absolute filtration	25 µ

<b>Taratura Setting</b>	La valvola deve essere tarata almeno 1.3 volte la massima pressione indotta dal carico The valve must be set at least 1.3 times maximum load induced pressure		
Codice Code	Taratura standard Standard setting bar (Q=5 l/min)	Campo di taratura Adj. Pressure range bar	Colore molla Spring colour
01	100	20÷200	Bianco White
02	280	50÷350	Nero Black



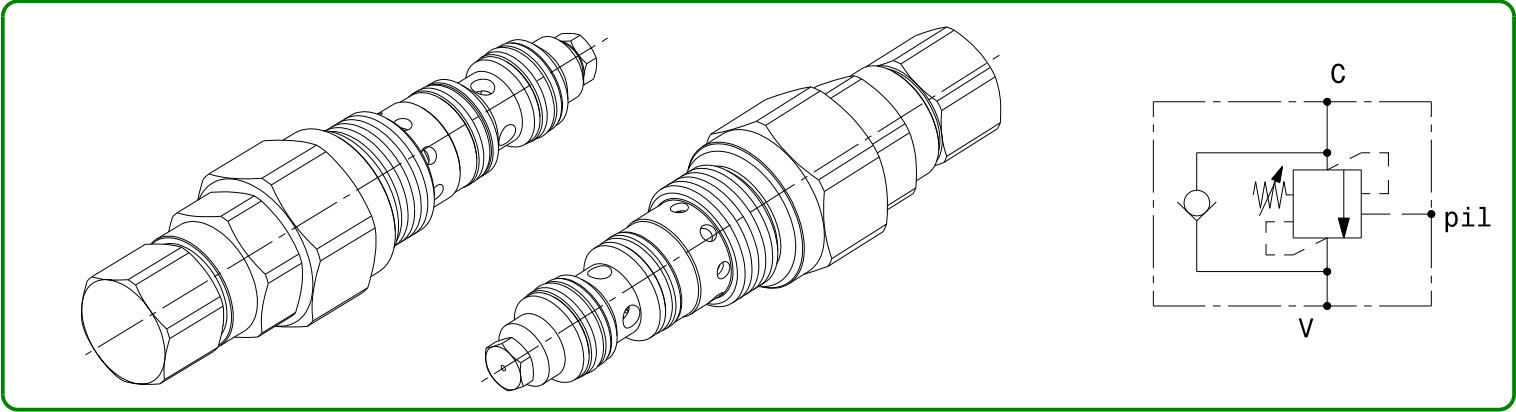
Sigla di ordinazione / Ordering code



I dati non sono impegnativi, **CBF** si riserva di apportare modifiche senza preavviso.  
 The specifications are not binding, **CBF** reserves the right to introduce modifications without notice.

Valvola OVERCENTRE a cartuccia  
 Pilot assisted OVERCENTRE valve – cartridge type

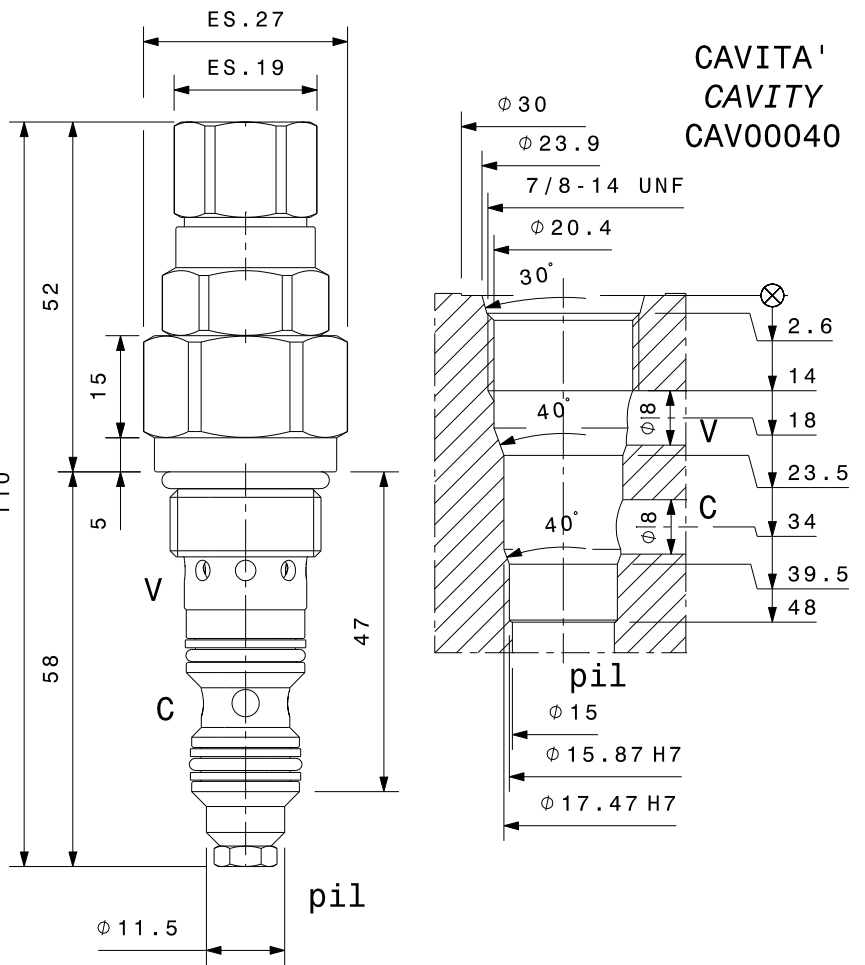
mod. OVC4010-C



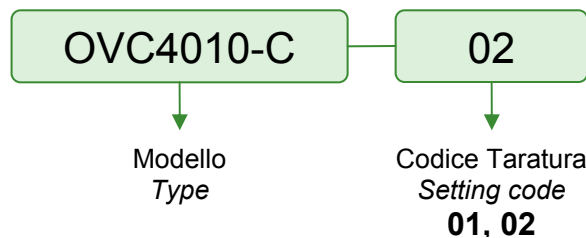
Portata massima Max flow	40 l/min
Pressione massima Max pressure	350 bar
Rapporto di pilotaggio Pilot ratio	4:1
Coppia di serraggio Installation torque	50 ÷ 60 Nm

Dati e tarature ottenuti usando olio con viscosità 30 cSt a 50°C Performances and calibrations are carried out by using hydraulic oil with 30 cSt viscosity at 50°C	
Viscosità consigliate Recommended viscosity	10 ÷ 420 cSt
Temperature di lavoro Working temperature	-20 ÷ +90 °C
Filtrazione assoluta Absolute filtration	25 µ

<b>Taratura Setting</b>	La valvola deve essere tarata almeno 1.3 volte la massima pressione indotta dal carico The valve must be set at least 1.3 times maximum load induced pressure		
Codice Code	Taratura standard Standard setting bar (Q=5 l/min)	Campo di taratura Adj. Pressure range bar	Colore molla Spring colour
01	100	20÷200	Bianco White
02	280	50÷350	Nero Black



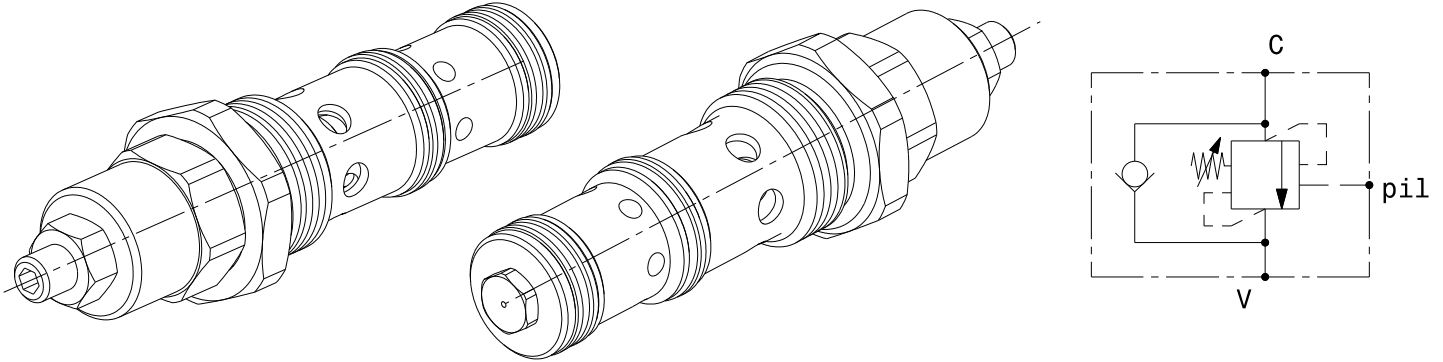
Sigla di ordinazione / Ordering code



I dati non sono impegnativi, **CBF** si riserva di apportare modifiche senza preavviso.  
 The specifications are not binding, **CBF** reserves the right to introduce modifications without notice.

**Valvola OVERCENTRE a cartuccia**  
*Pilot assisted OVERCENTRE valve – cartridge type*

mod. **OVC6012-C**



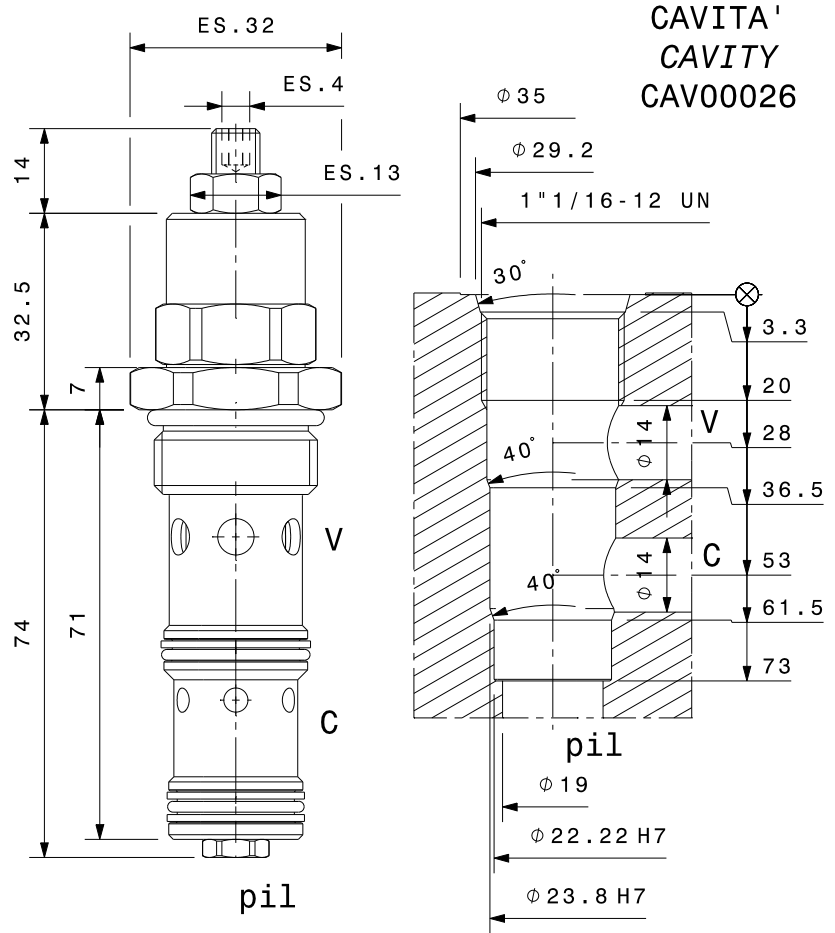
Portata massima <i>Max flow</i>	60 l/min
Pressione massima <i>Max pressure</i>	350 bar
Rapporto di pilotaggio <i>Pilot ratio</i>	4.25:1
Rapporti di pilotaggio a richiesta <i>Pilot ratio upon request</i>	3:1 8:1 10:1
Coppia di serraggio <i>Installation torque</i>	110 ± 120 Nm

Dati e tarature ottenuti usando olio con viscosità 30 cSt a 50°C <i>Performaces and calibrations are carried out by using hydraulic oil with 30 cSt viscosity at 50°C</i>	
Viscosità consigliate <i>Recommended viscosity</i>	10 ÷ 420 cSt
Temperature di lavoro <i>Working temperature</i>	-20 ÷ +90 °C
Filtrazione assoluta <i>Absolute filtration</i>	25 µ

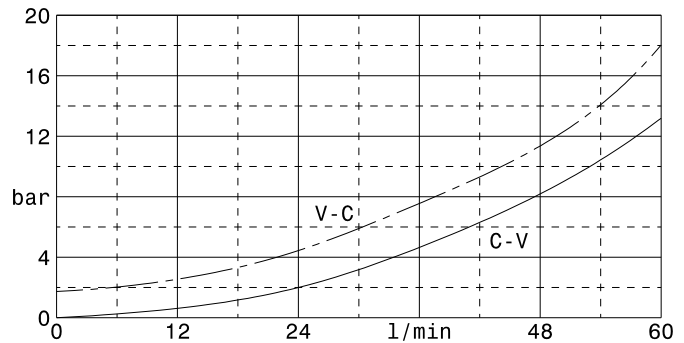
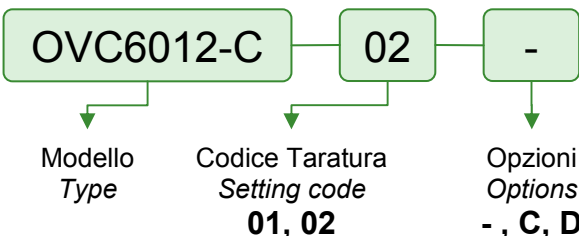
<b>Taratura Setting</b>	La valvola deve essere tarata almeno 1.3 volte la massima pressione indotta dal carico <i>The valve must be set at least 1.3 times maximum load induced pressure</i>		
Codice Code	Taratura standard Standard setting bar (Q=5 l/min)	Campo di taratura Adj. Pressure range bar	Colore molla Spring colour
01	100	20÷200	Bianco White
02	280	50÷350	Nero Black

**Opzioni Options**

- Vite esterna esagono incassato <i>Leakproof hex socket screw</i>	C Piombatura <i>Sealing cap</i> 2,6	D Cappello <i>Cap</i> 2,7
--------------------------------------------------------------------------	----------------------------------------------	------------------------------------



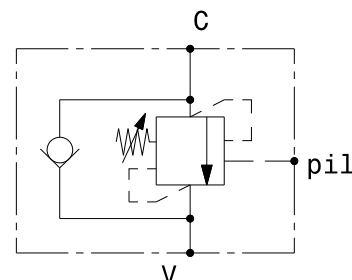
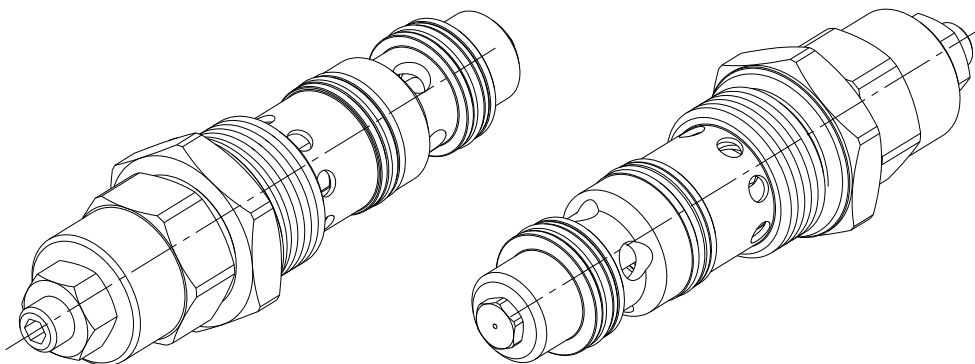
**Sigla di ordinazione / Ordering code**



I dati non sono impegnativi, **CBF** si riserva di apportare modifiche senza preavviso.  
*The specifications are not binding, CBF reserves the right to introduce modifications without notice.*

Valvola OVERCENTRE a cartuccia  
 Pilot assisted OVERCENTRE valve – cartridge type

mod. OVC15016-C

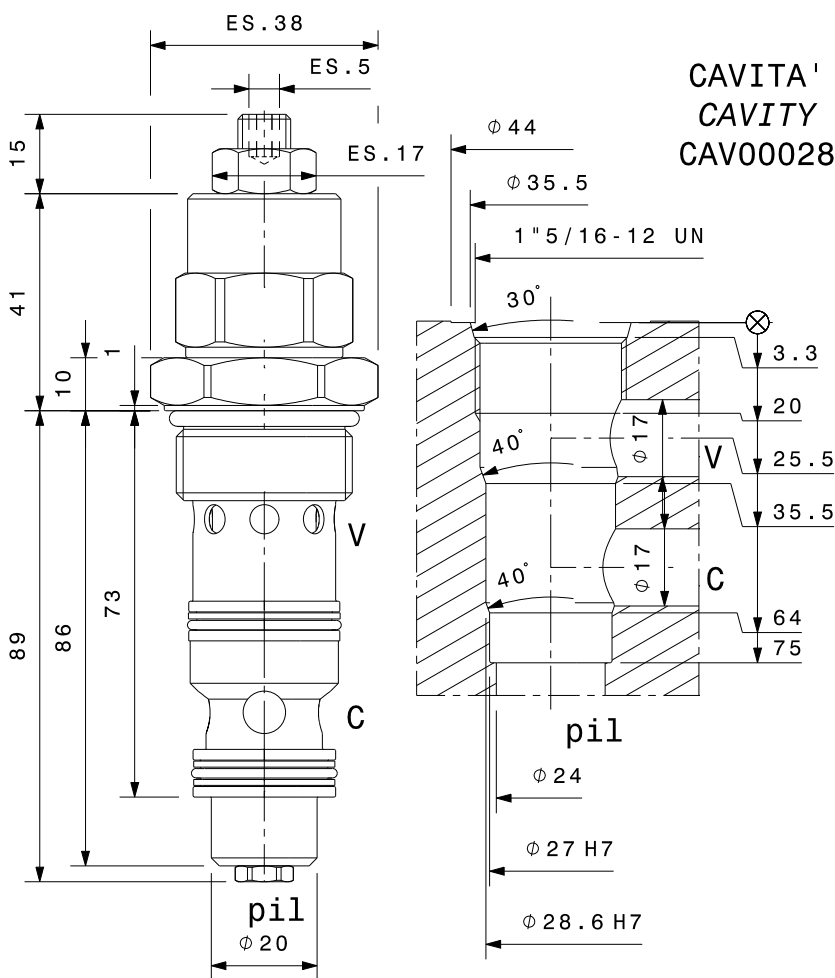


Portata massima Max flow	150 l/min
Pressione massima Max pressure	350 bar
Rapporto di pilotaggio Pilot ratio	4:1
Rapporti di pilotaggio a richiesta Pilot ratio upon request	3:1 8:1 10:1
Coppia di serraggio Installation torque	180 ÷ 210 Nm

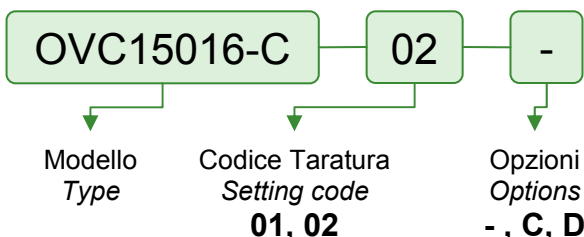
Dati e tarature ottenuti usando olio con viscosità 30 cSt a 50°C Performances and calibrations are carried out by using hydraulic oil with 30 cSt viscosity at 50°C	
Viscosità consigliate Recommended viscosity	10 ÷ 420 cSt
Temperature di lavoro Working temperature	-20 ÷ +90 °C
Filtrazione assoluta Absolute filtration	25 µ

<b>Taratura Setting</b>	La valvola deve essere tarata almeno 1.3 volte la massima pressione indotta dal carico The valve must be set at least 1.3 times maximum load induced pressure		
Codice Code	Taratura standard Standard setting bar (Q=5 l/min)	Campo di taratura Adj. Pressure range bar	Colore molla Spring colour
01	100	20÷200	Bianco White
02	280	50÷350	Nero Black

<b>Opzioni Options</b>		
-  Vite esterna esagono incassato Leakproof hex socket screw	C  Piombatura Sealing cap	D  Cappello Cap



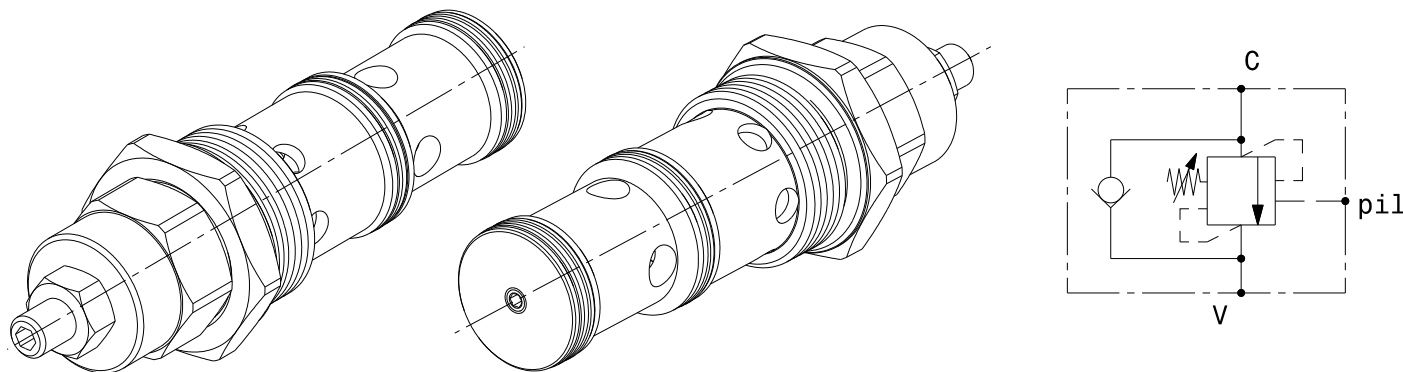
Sigla di ordinazione / Ordering code



I dati non sono impegnativi, **CBF** si riserva di apportare modifiche senza preavviso.  
 The specifications are not binding, **CBF** reserves the right to introduce modifications without notice.

Valvola OVERCENTRE a cartuccia  
 Pilot assisted OVERCENTRE valve – cartridge type

mod. OVC20020-C

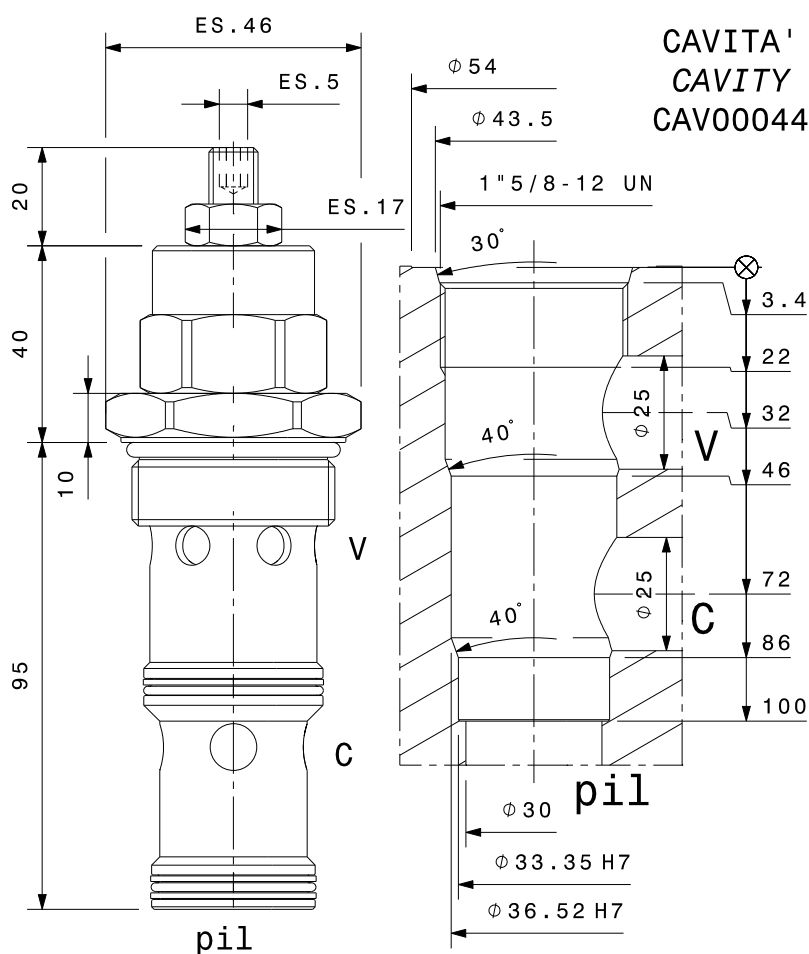


Portata massima Max flow	200 l/min
Pressione massima Max pressure	350 bar
Rapporto di pilotaggio Pilot ratio	4:1
Rapporti di pilotaggio a richiesta Pilot ratio upon request	3:1 8:1
Coppia di serraggio Installation torque	240 ÷ 260 Nm

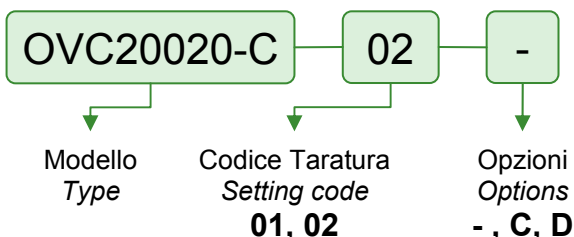
Dati e tarature ottenuti usando olio con viscosità 30 cSt a 50°C Performances and calibrations are carried out by using hydraulic oil with 30 cSt viscosity at 50°C	
Viscosità consigliate Recommended viscosity	10 ÷ 420 cSt
Temperature di lavoro Working temperature	-20 ÷ +90 °C
Filtrazione assoluta Absolute filtration	25 µ

<b>Taratura Setting</b>	La valvola deve essere tarata almeno 1.3 volte la massima pressione indotta dal carico The valve must be set at least 1.3 times maximum load induced pressure		
Codice Code	Taratura standard Standard setting bar (Q=5 l/min)	Campo di taratura Adj. Pressure range bar	Colore molla Spring colour
01	100	20÷200	Bianco White
02	280	50÷350	Nero Black

<b>Opzioni Options</b>		
-  Vite esterna esagono incassato Leakproof hex socket screw	C  Piombatura Sealing cap	D  Cappello Cap



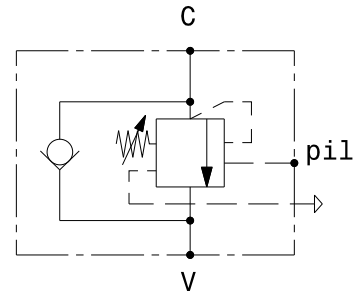
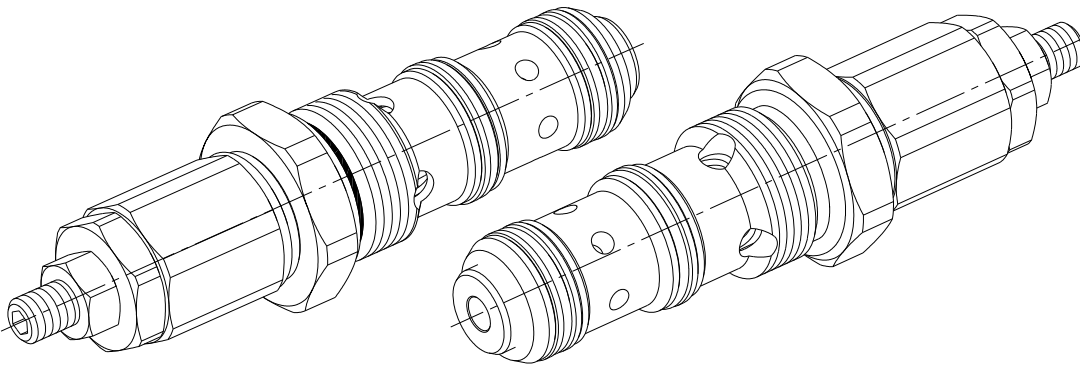
Sigla di ordinazione / Ordering code



I dati non sono impegnativi, **CBF** si riserva di apportare modifiche senza preavviso.  
 The specifications are not binding, **CBF** reserves the right to introduce modifications without notice.

Valvola OVERCENTRE a cartuccia compensata in pressione  
 Pressure compensated, pilot assisted OVERCENTRE valve – cartridge type

mod. **OVC60CC-C**



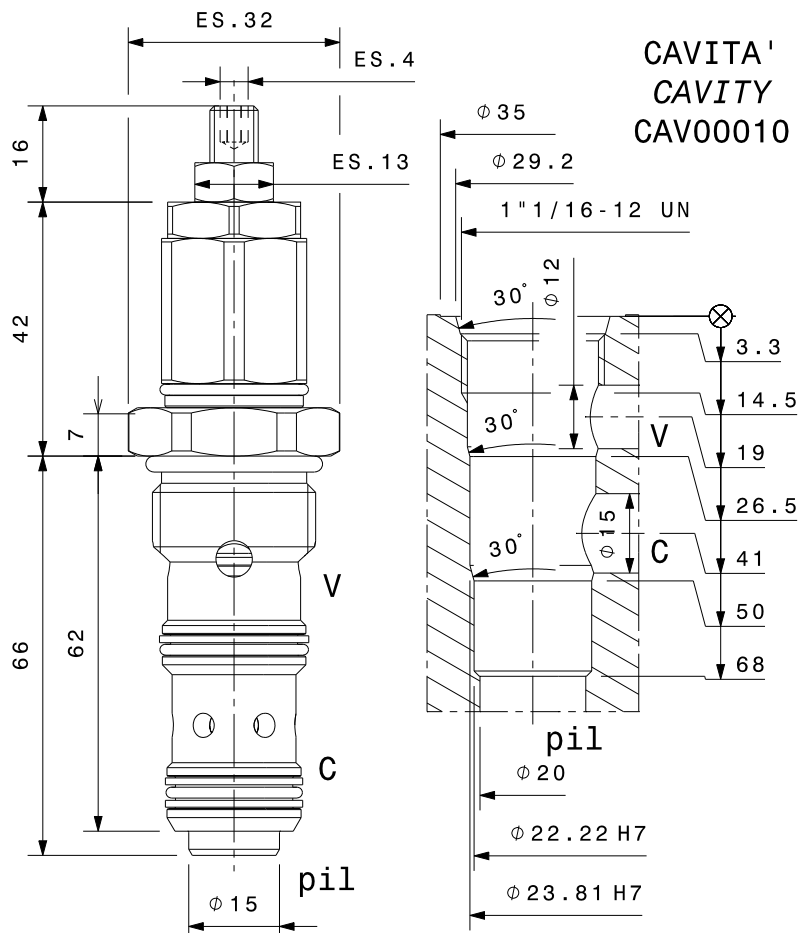
Portata massima <i>Max flow</i>	60 l/min
Pressione massima <i>Max pressure</i>	350 bar
Rapporto di pilotaggio <i>Pilot ratio</i>	4.25:1
Rapporti di pilotaggio a richiesta <i>Pilot ratio upon request</i>	3:1 8:1 10:1
Coppia di serraggio <i>Installation torque</i>	110 ÷ 120 Nm

Dati e tarature ottenuti usando olio con viscosità 30 cSt a 50°C <i>Performances and calibrations are carried out by using hydraulic oil with 30 cSt viscosity at 50°C</i>	
Viscosità consigliate <i>Recommended viscosity</i>	10 ÷ 420 cSt
Temperature di lavoro <i>Working temperature</i>	-20 ÷ +90 °C
Filtrazione assoluta <i>Absolute filtration</i>	25 µ

<b>Taratura Setting</b>	La valvola deve essere tarata almeno 1.3 volte la massima pressione indotta dal carico <i>The valve must be set at least 1.3 times maximum load induced pressure</i>		
Codice Code	Taratura standard Standard setting bar (Q=5 l/min)	Campo di taratura Adj. Pressure range bar	Colore molla Spring colour
01	100	20÷200	Bianco White
02	280	50÷350	Nero Black

**Opzioni  
Options**

-  Vite esterna esagono incassato <i>Leakproof hex socket screw</i>	C  Piombatura <i>Sealing cap</i>	D  Cappello <i>Cap</i>
------------------------------------------------------------------------------	-------------------------------------------	---------------------------------

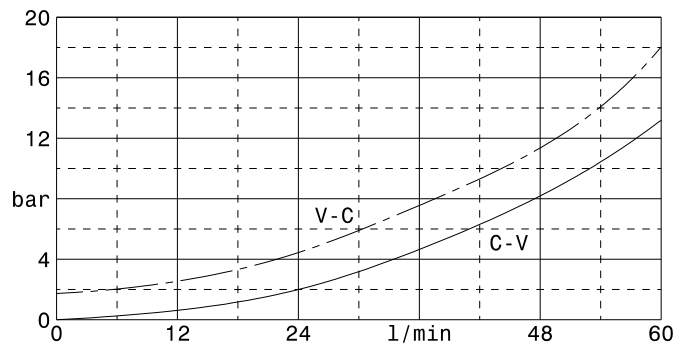


**Sigla di ordinazione / Ordering code**

**OVC60-CC-C**    **02**    **-**

Modello Type    Codice Taratura Setting code    Opzioni Options

01, 02    -, C, D

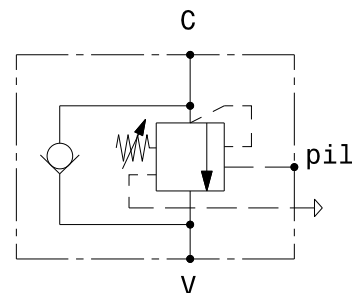
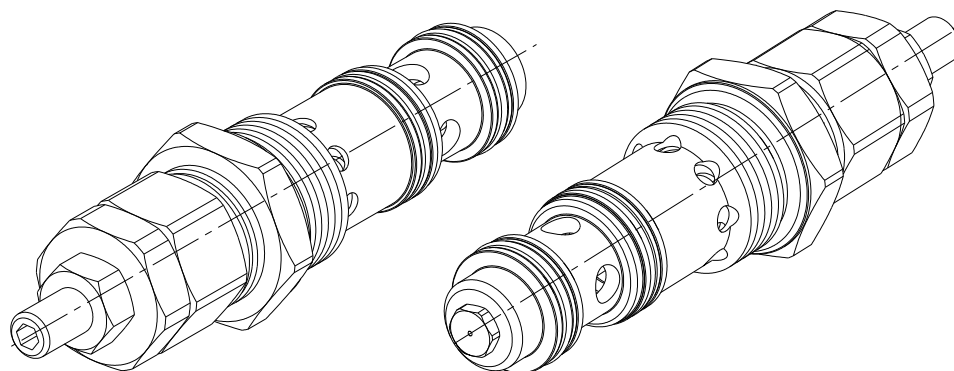


I dati non sono impegnativi, **CBF** si riserva di apportare modifiche senza preavviso.  
 The specifications are not binding, **CBF** reserves the right to introduce modifications without notice.



Valvola OVERCENTRE a cartuccia compensata in pressione  
Pressure compensated, pilot assisted OVERCENTRE valve – cartridge type


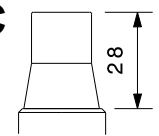
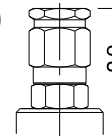
mod. OVC150CC-C

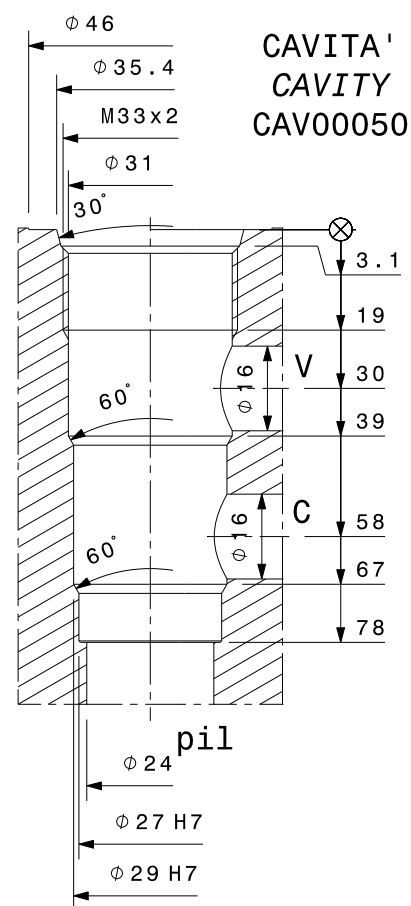
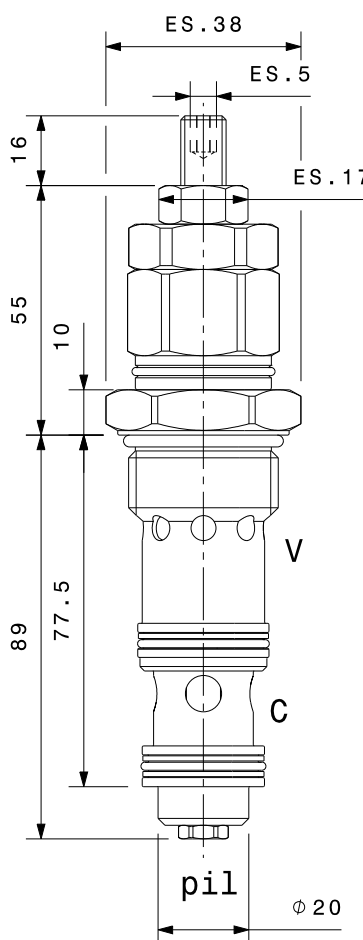


Portata massima Max flow	150 l/min
Pressione massima Max pressure	350 bar
Rapporto di pilotaggio Pilot ratio	4:1
Coppia di serraggio Installation torque	180 ÷ 210 Nm

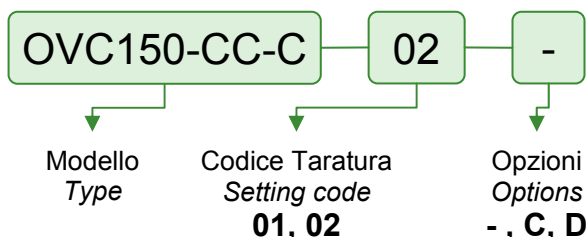
Dati e tarature ottenuti usando olio con viscosità 30 cSt a 50°C Performances and calibrations are carried out by using hydraulic oil with 30 cSt viscosity at 50°C	
Viscosità consigliate Recommended viscosity	10 ÷ 420 cSt
Temperature di lavoro Working temperature	-20 ÷ +90 °C
Filtrazione assoluta Absolute filtration	25 µ

<b>Taratura Setting</b>	La valvola deve essere tarata almeno 1.3 volte la massima pressione indotta dal carico The valve must be set at least 1.3 times maximum load induced pressure		
Codice Code	Taratura standard Standard setting bar (Q=5 l/min)	Campo di taratura Adj. Pressure range bar	Colore molla Spring colour
01	100	20÷200	Bianco White
02	280	50÷350	Nero Black

<b>Opzioni Options</b>		
-  Vite esterna esagono incassato Leakproof hex socket screw	C  Piombatura Sealing cap	D  Cappello Cap



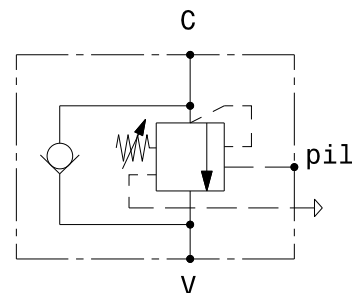
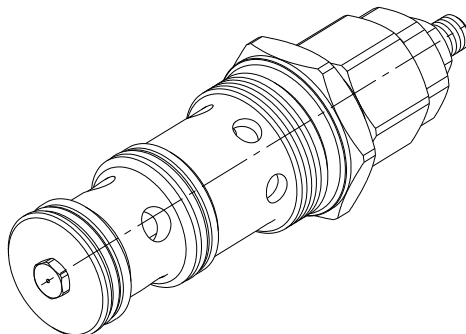
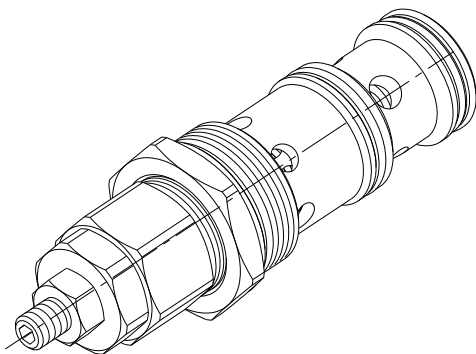
Sigla di ordinazione / Ordering code



I dati non sono impegnativi, **CBF** si riserva di apportare modifiche senza preavviso.  
The specifications are not binding, **CBF** reserves the right to introduce modifications without notice.

Valvola OVERCENTRE a cartuccia compensata in pressione  
 Pressure compensated, pilot assisted OVERCENTRE valve – cartridge type

mod. OVC200CC-C



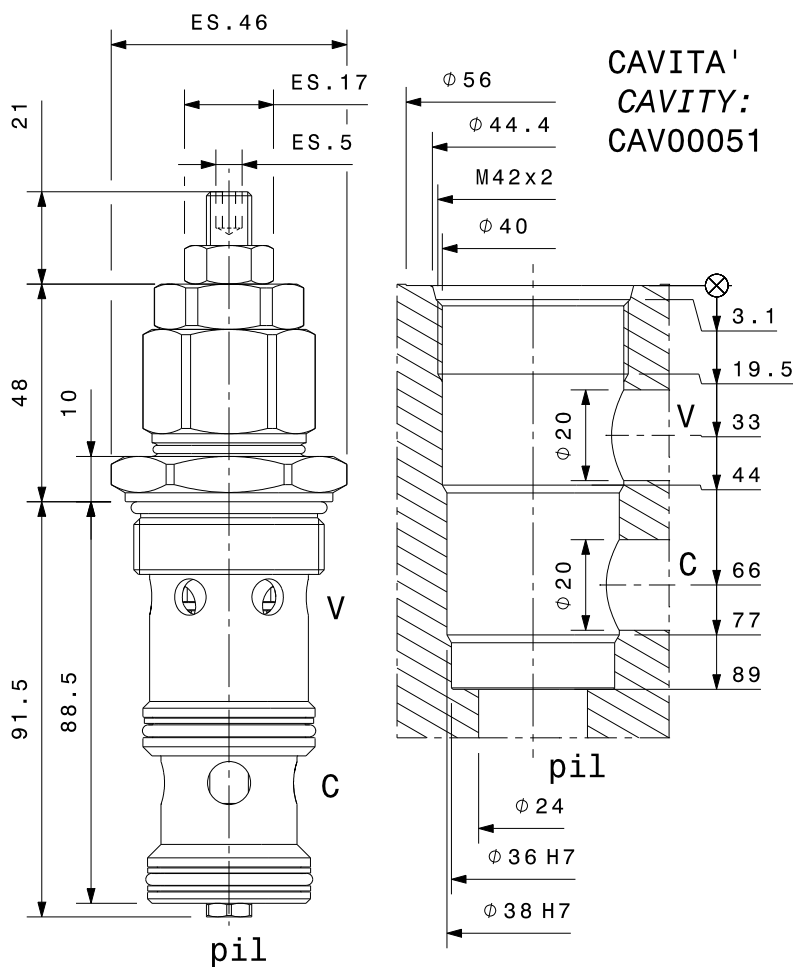
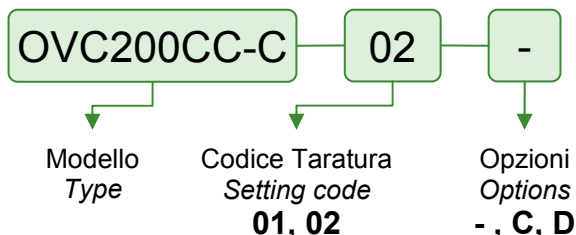
Portata massima Max flow	200 l/min
Pressione massima Max pressure	350 bar
Rapporto di pilotaggio Pilot ratio	4:1
Coppia di serraggio Installation torque	240 ÷ 260 Nm

Dati e tarature ottenuti usando olio con viscosità 30 cSt a 50°C Performances and calibrations are carried out by using hydraulic oil with 30 cSt viscosity at 50°C	
Viscosità consigliate Recommended viscosity	10 + 420 cSt
Temperature di lavoro Working temperature	-20 + 90 °C
Filtrazione assoluta Absolute filtration	25 µ

<b>Taratura Setting</b>	La valvola deve essere tarata almeno 1.3 volte la massima pressione indotta dal carico The valve must be set at least 1.3 times maximum load induced pressure		
Codice Code	Taratura standard Standard setting bar (Q=5 l/min)	Campo di taratura Adj. Pressure range bar	Colore molla Spring colour
01	100	20÷200	Bianco White
02	280	50÷350	Nero Black

<b>Opzioni Options</b>		
-  Vite esterna esagono incassato Leakproof hex socket screw	C  Piombatura Sealing cap	D  Cappellotto Cap

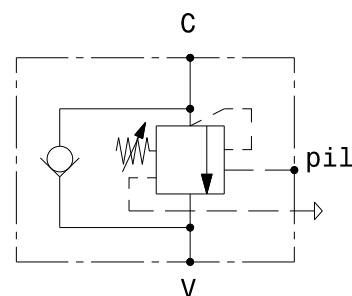
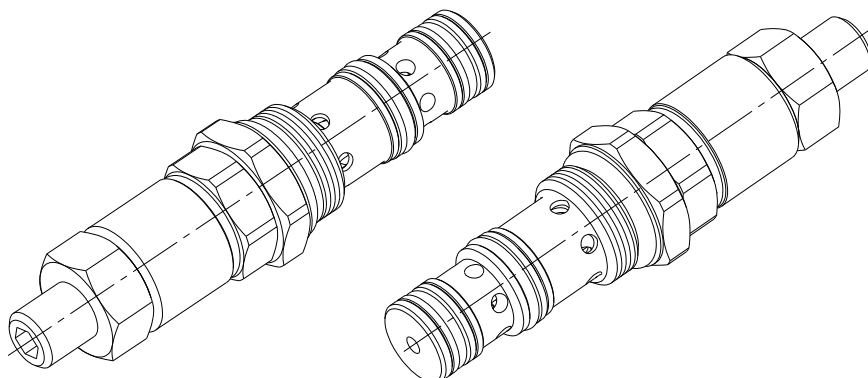
Sigla di ordinazione / Ordering code



I dati non sono impegnativi, CBF si riserva di apportare modifiche senza preavviso.  
 The specifications are not binding, CBF reserves the right to introduce modifications without notice.

Valvola OVERCENTRE a cartuccia compensata in pressione  
 Pressure compensated, pilot assisted OVERCENTRE valve – cartridge type

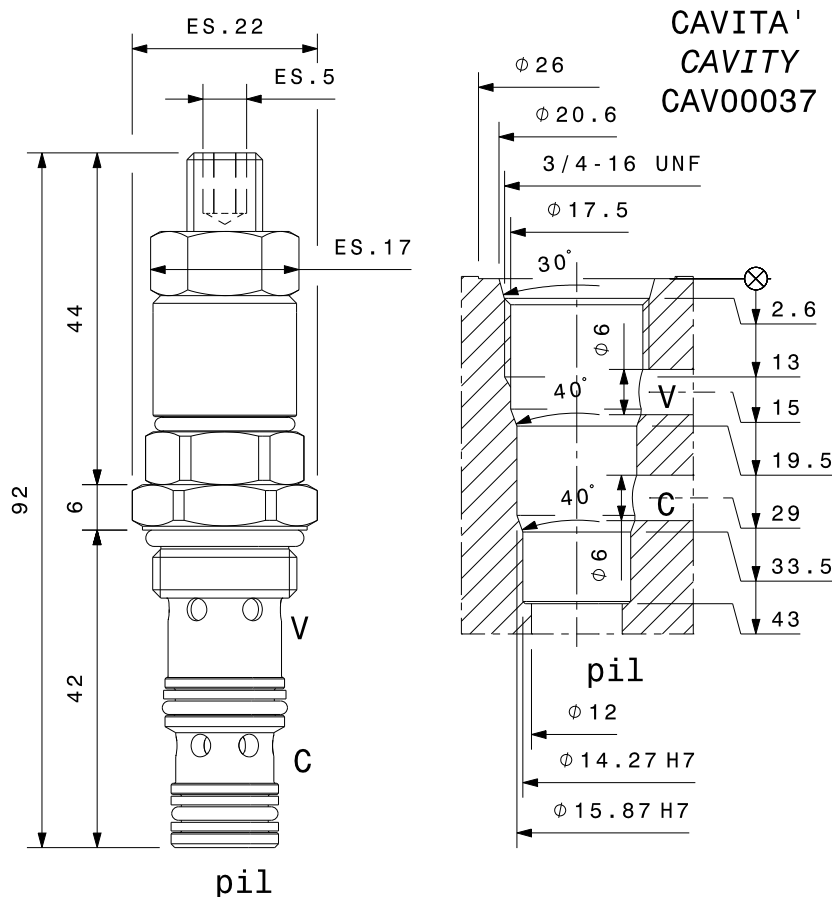
mod. **OVC2008CC-C**



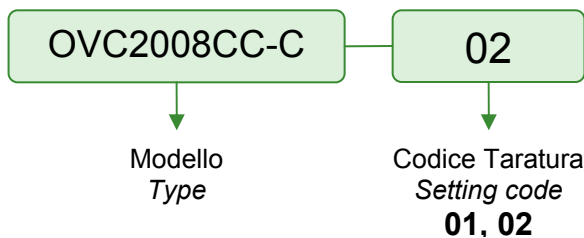
Portata massima Max flow	20 l/min
Pressione massima Max pressure	350 bar
Rapporto di pilotaggio Pilot ratio	4:1
Coppia di serraggio Installation torque	30 ÷ 35 Nm

Dati e tarature ottenuti usando olio con viscosità 30 cSt a 50°C Performances and calibrations are carried out by using hydraulic oil with 30 cSt viscosity at 50°C	
Viscosità consigliate Recommended viscosity	10 ÷ 420 cSt
Temperature di lavoro Working temperature	-20 ÷ +90 °C
Filtrazione assoluta Absolute filtration	25 µ

<b>Taratura Setting</b>	La valvola deve essere tarata almeno 1.3 volte la massima pressione indotta dal carico The valve must be set at least 1.3 times maximum load induced pressure		
Codice Code	Taratura standard Standard setting bar (Q=5 l/min)	Campo di taratura Adj. Pressure range bar	Colore molla Spring colour
<b>01</b>	<b>100</b>	<b>20÷200</b>	<b>Bianco White</b>
<b>02</b>	<b>280</b>	<b>50÷350</b>	<b>Nero Black</b>



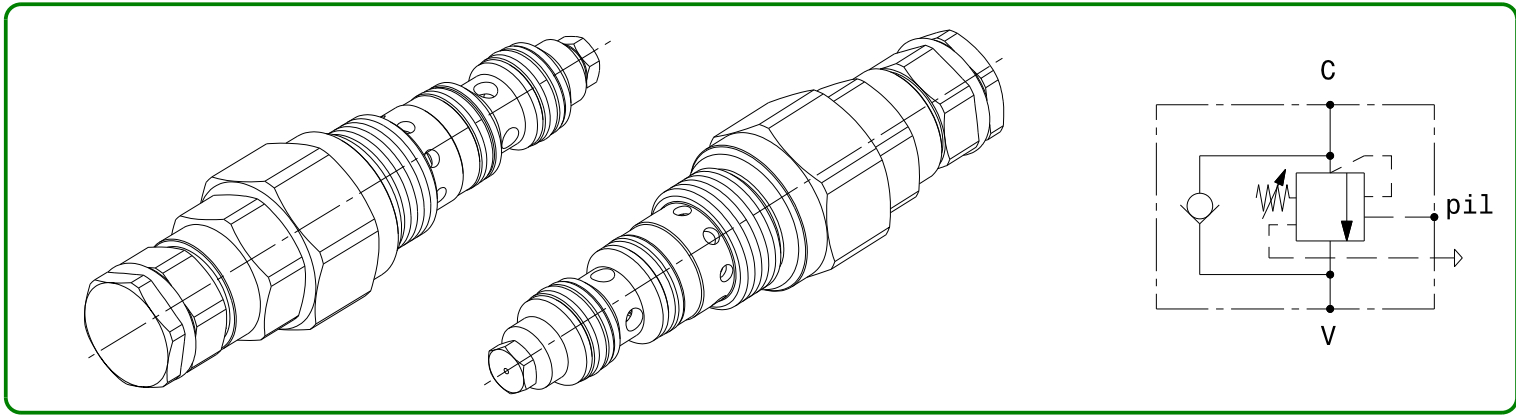
Sigla di ordinazione / Ordering code



I dati non sono impegnativi, **CBF** si riserva di apportare modifiche senza preavviso.  
 The specifications are not binding, **CBF** reserves the right to introduce modifications without notice.

Valvola OVERCENTRE a cartuccia compensata in pressione  
Pressure compensated, pilot assisted OVERCENTRE valve – cartridge type

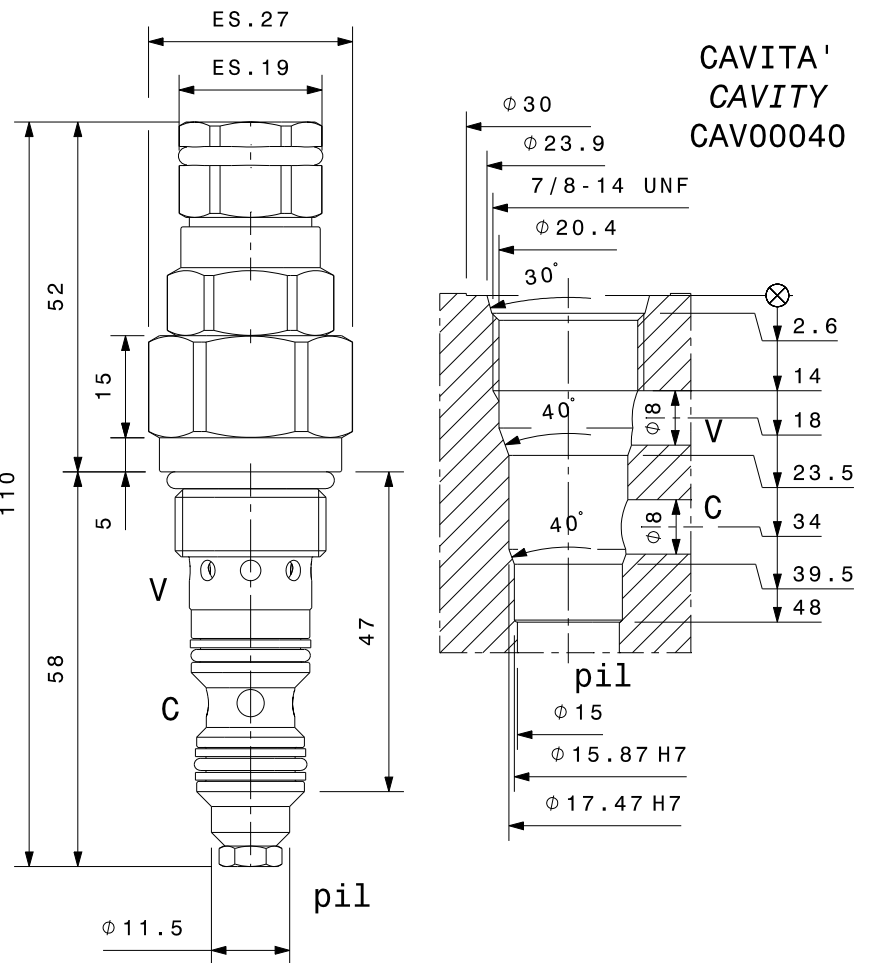
mod. OVC4010CC-C



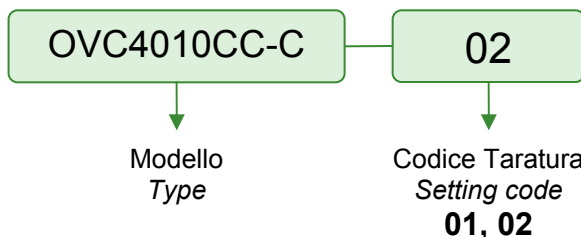
Portata massima Max flow	40 l/min
Pressione massima Max pressure	350 bar
Rapporto di pilotaggio Pilot ratio	4:1
Coppia di serraggio Installation torque	50 ÷ 60 Nm

Dati e tarature ottenuti usando olio con viscosità 30 cSt a 50°C Performances and calibrations are carried out by using hydraulic oil with 30 cSt viscosity at 50°C	
Viscosità consigliate Recommended viscosity	10 ÷ 420 cSt
Temperature di lavoro Working temperature	-20 ÷ +90 °C
Filtrazione assoluta Absolute filtration	25 µ

<b>Taratura Setting</b>	La valvola deve essere tarata almeno 1.3 volte la massima pressione indotta dal carico The valve must be set at least 1.3 times maximum load induced pressure		
Codice Code	Taratura standard Standard setting bar (Q=5 l/min)	Campo di taratura Adj. Pressure range bar	Colore molla Spring colour
<b>01</b>	<b>100</b>	<b>20÷200</b>	<b>Bianco White</b>
<b>02</b>	<b>280</b>	<b>50÷350</b>	<b>Nero Black</b>



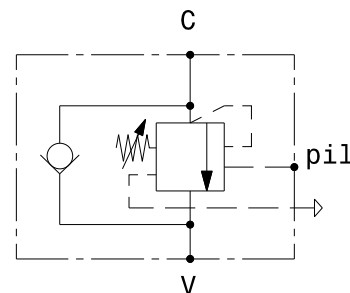
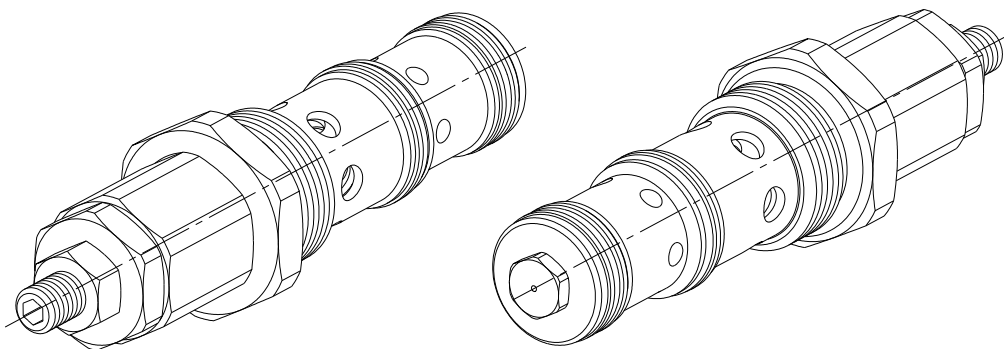
Sigla di ordinazione / Ordering code



I dati non sono impegnativi, **CBF** si riserva di apportare modifiche senza preavviso.  
The specifications are not binding, **CBF** reserves the right to introduce modifications without notice.

Valvola OVERCENTRE a cartuccia compensata in pressione  
 Pressure compensated, pilot assisted OVERCENTRE valve – cartridge type

mod. OVC6012CC-C



Portata massima Max flow	60 l/min
Pressione massima Max pressure	350 bar
Rapporto di pilotaggio Pilot ratio	4.25:1
Rapporti di pilotaggio a richiesta Pilot ratio upon request	3:1 8:1 10:1
Coppia di serraggio Installation torque	110 ÷ 120 Nm

Dati e tarature ottenuti usando olio con viscosità 30 cSt a 50°C Performances and calibrations are carried out by using hydraulic oil with 30 cSt viscosity at 50°C	
Viscosità consigliate Recommended viscosity	10 ÷ 420 cSt
Temperature di lavoro Working temperature	-20 ÷ +90 °C
Filtrazione assoluta Absolute filtration	25 µ

<b>Taratura Setting</b>	La valvola deve essere tarata almeno 1.3 volte la massima pressione indotta dal carico The valve must be set at least 1.3 times maximum load induced pressure		
Codice Code	Taratura standard Standard setting bar (Q=5 l/min)	Campo di taratura Adj. Pressure range bar	Colore molla Spring colour
01	100	20÷200	Bianco White
02	280	50÷350	Nero Black

**Opzioni  
Options**

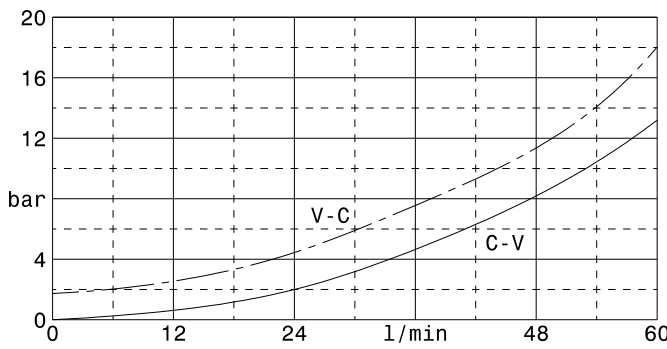
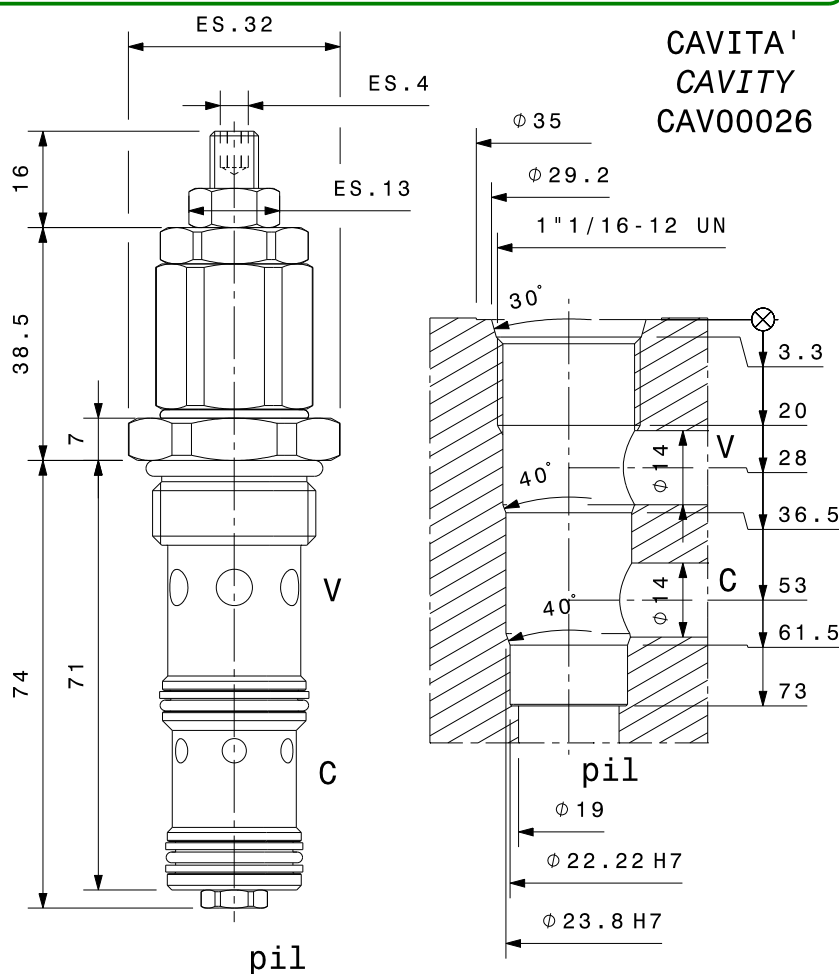
- 	C 	D 
Vite esterna esagono incassato Leakproof hex socket screw	Piombatura Sealing cap	Cappello Cap

Sigla di ordinazione / Ordering code

**OVC6012-CC-C**    **02**    **-**

↓                          ↓                          ↓

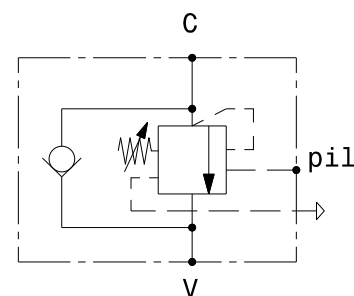
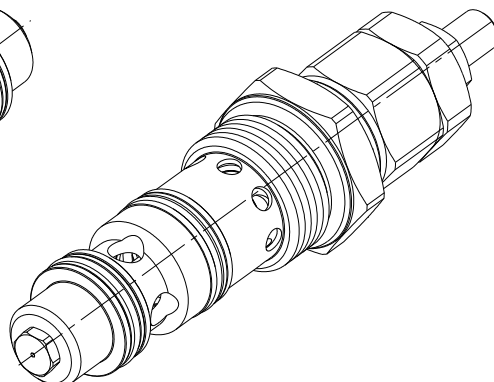
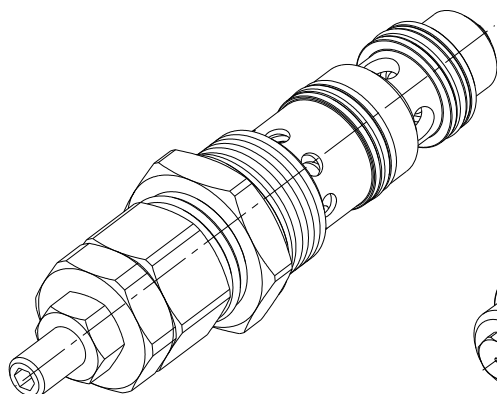
Modello                  Codice Taratura                  Opzioni  
Type                          Setting code                          Options  
                                          **01, 02**                          **-, C, D**



I dati non sono impegnativi, **CBF** si riserva di apportare modifiche senza preavviso.  
 The specifications are not binding, **CBF** reserves the right to introduce modifications without notice.

Valvola OVERCENTRE a cartuccia compensata in pressione  
Pressure compensated, pilot assisted OVERCENTRE valve – cartridge type

mod. **OVC15016CC-C**


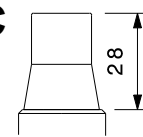
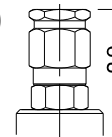


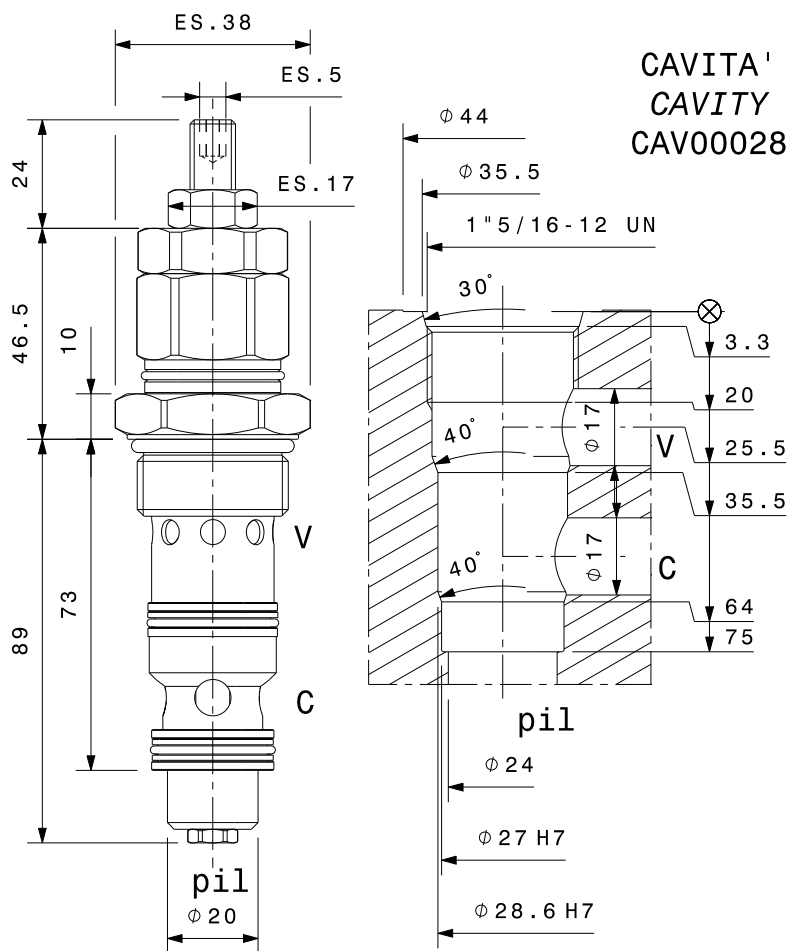
Portata massima Max flow	150 l/min
Pressione massima Max pressure	350 bar
Rapporto di pilotaggio Pilot ratio	4:1
Coppia di serraggio Installation torque	180 ÷ 210 Nm

Dati e tarature ottenuti usando olio con viscosità 30 cSt a 50°C Performances and calibrations are carried out by using hydraulic oil with 30 cSt viscosity at 50°C	
Viscosità consigliate Recommended viscosity	10 + 420 cSt
Temperature di lavoro Working temperature	-20 + 90 °C
Filtrazione assoluta Absolute filtration	25 μ

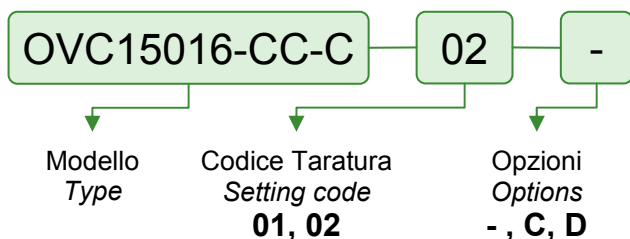
<b>Taratura Setting</b>	La valvola deve essere tarata almeno 1.3 volte la massima pressione indotta dal carico The valve must be set at least 1.3 times maximum load induced pressure		
<b>Codice Code</b>	Taratura standard Standard setting bar (Q=5 l/min)	Campo di taratura Adj. Pressure range bar	Colore molla Spring colour
<b>01</b>	<b>100</b>	<b>20÷200</b>	<b>Bianco White</b>
<b>02</b>	<b>280</b>	<b>50÷350</b>	<b>Nero Black</b>

**Opzioni  
Options**

<b>-</b>  Vite esterna esagono incassato Leakproof hex socket screw	<b>C</b>  Piombatura Sealing cap	<b>D</b>  Cappellotto Cap
-----------------------------------------------------------------------------------------------------------------------------------------------------------------------	------------------------------------------------------------------------------------------------------------------------------	-----------------------------------------------------------------------------------------------------------------------



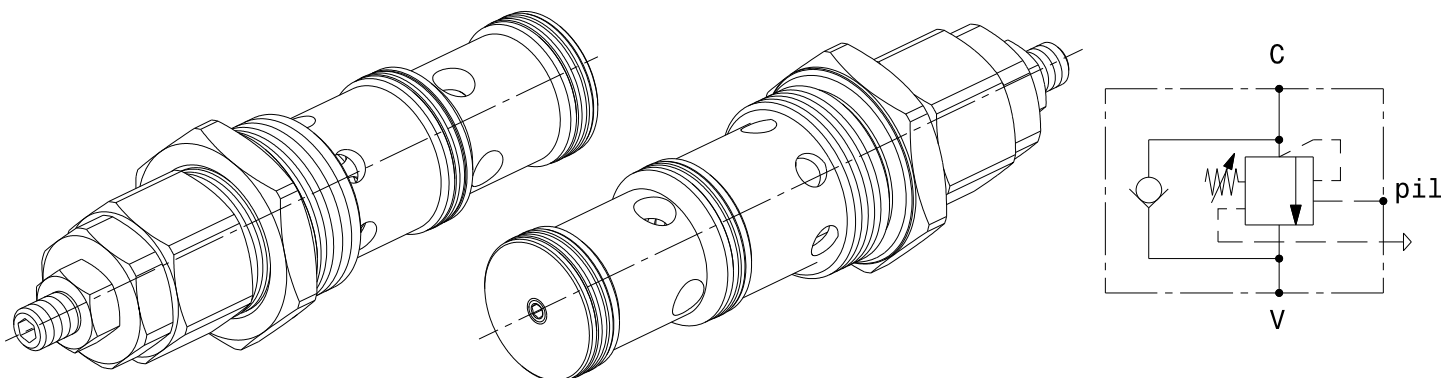
Sigla di ordinazione / Ordering code



I dati non sono impegnativi, **CBF** si riserva di apportare modifiche senza preavviso.  
The specifications are not binding, **CBF** reserves the right to introduce modifications without notice.

Valvola OVERCENTRE a cartuccia compensata in pressione  
Pressure compensated, pilot assisted OVERCENTRE valve – cartridge type

mod. **OVC20020CC-C**

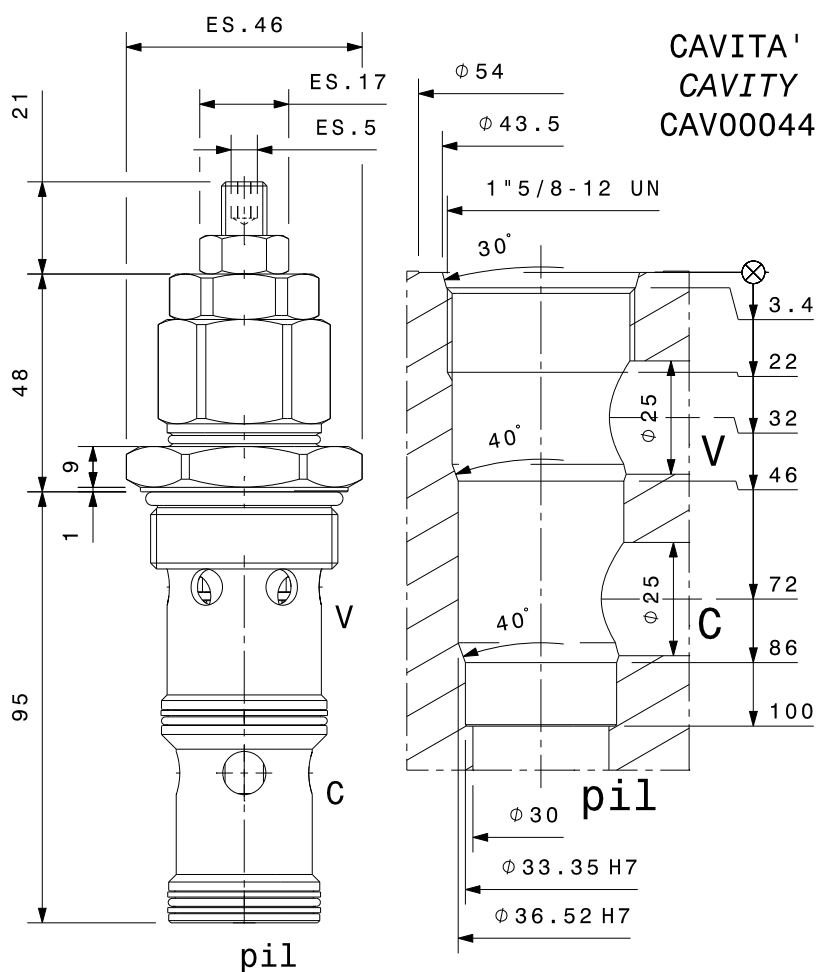


Portata massima <i>Max flow</i>	200 l/min
Pressione massima <i>Max pressure</i>	350 bar
Rapporto di pilotaggio <i>Pilot ratio</i>	4:1
Coppia di serraggio <i>Installation torque</i>	240 ÷ 260 Nm

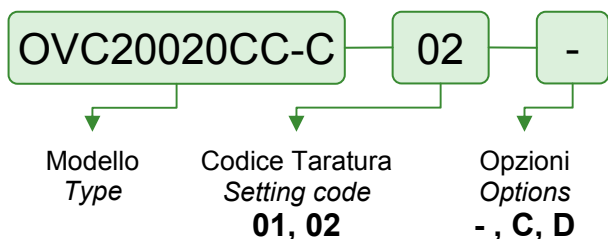
Dati e tarature ottenuti usando olio con viscosità 30 cSt a 50°C <i>Performances and calibrations are carried out by using hydraulic oil with 30 cSt viscosity at 50°C</i>	
Viscosità consigliate <i>Recommended viscosity</i>	10 + 420 cSt
Temperature di lavoro <i>Working temperature</i>	-20 + +90 °C
Filtrazione assoluta <i>Absolute filtration</i>	25 µ

<b>Taratura Setting</b>	La valvola deve essere tarata almeno 1.3 volte la massima pressione indotta dal carico <i>The valve must be set at least 1.3 times maximum load induced pressure</i>		
Codice Code	Taratura standard Standard setting bar (Q=5 l/min)	Campo di taratura Adj. Pressure range bar	Colore molla Spring colour
<b>01</b>	<b>100</b>	<b>20÷200</b>	<b>Bianco White</b>
<b>02</b>	<b>280</b>	<b>50÷350</b>	<b>Nero Black</b>

<b>Opzioni Options</b>		
-  Vite esterna esagono incassato <i>Leakproof hex socket screw</i>	C  Piombatura <i>Sealing cap</i>	D  Cappellotto <i>Cap</i>



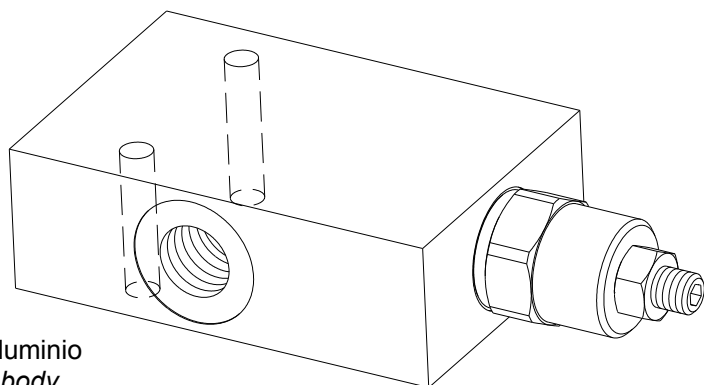
Sigla di ordinazione / Ordering code



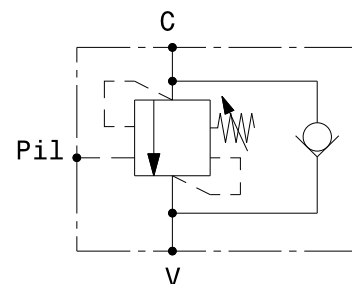
I dati non sono impegnativi, **CBF** si riserva di apportare modifiche senza preavviso.  
*The specifications are not binding, CBF reserves the right to introduce modifications without notice.*

Valvola OVERCENTRE semplice effetto con pilotaggio esterno  
 Single effect OVERCENTRE valve with external pilot

mod. OVC-SE



Corpo in alluminio  
 Aluminium body

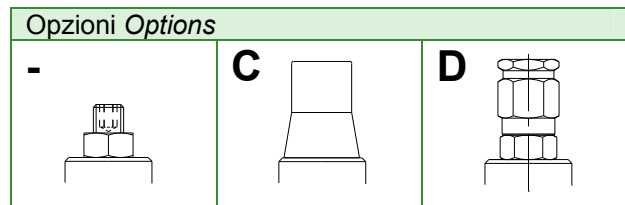


Pressione massima Max pressure	350 bar
Rapporto di pilotaggio Pilot ratio	4.25:1
Rapporti di pilotaggio a richiesta Pilot ratio upon request	3:1 8:1 10:1

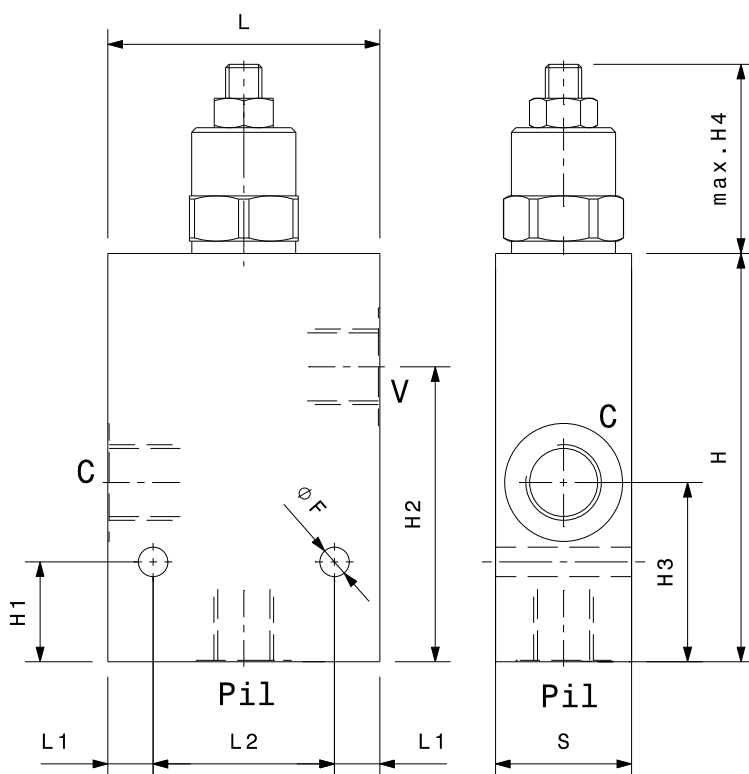
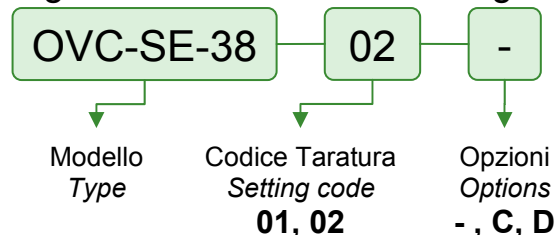
Dati e tarature ottenuti usando olio con viscosità 30 cSt a 50°C Performances and calibrations are carried out by using hydraulic oil with 30 cSt viscosity at 50°C	
Viscosità consigliate Recommended viscosity	10 ÷ 420 cSt
Temperature di lavoro Working temperature	-20 ÷ +90 °C
Filtrazione assoluta Absolute filtration	25 µ

Modello Type	V, C	Pil	Portata max Max. flow l/min
OVC-SE-38	3/8" GAS	1/4" GAS	40
OVC-SE-12	1/2" GAS	1/4" GAS	60
OVC-SE-34	3/4" GAS	1/4" GAS	100
OVC-SE-10	1" GAS	1/4" GAS	120

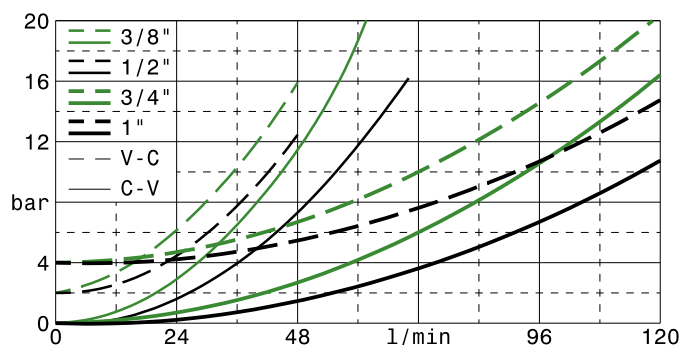
Taratura Setting	La valvola deve essere tarata almeno 1.3 volte la massima pressione indotta dal carico The valve must be set at least 1.3 times maximum load induced pressure		
Codice Code	Taratura standard Standard setting bar (Q=5 l/min)	Campo di taratura Adj. Pressure range bar	Colore molla Spring color
01	100	20÷200	Bianco White
02	280	50÷350	Nero Black



Sigla di ordinazione / Ordering code



Dimensioni Dimensions	L	H	S	L1	L2	H1	H2	H3	H4	F
OVC-SE-38	60	90	30	10	40	22	65	39.5	42	6.5
OVC-SE-12	60	90	30	10	40	22	65	39.5	42	6.5
OVC-SE-34	70	110	40	10	50	27.5	85	50	46	8.5
OVC-SE-10	70	110	50	10	50	20	81	47	46	8.5

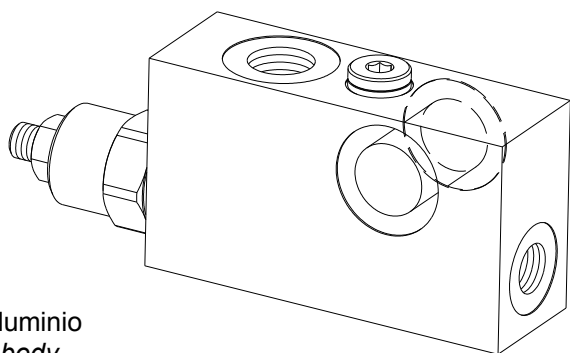


I dati non sono impegnativi, CBF si riserva di apportare modifiche senza preavviso.  
 The specifications are not binding, CBF reserves the right to introduce modifications without notice.

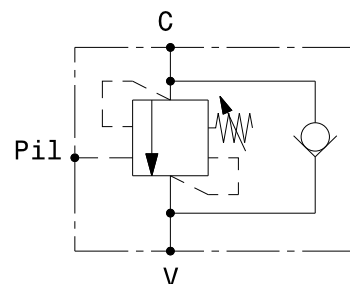


Valvola OVERCENTRE semplice effetto con pilotaggio esterno flangiabile con vite cava  
Single effect OVERCENTRE valve with external pilot – nipple screw flangeable

mod. OVC-SE-C



Corpo in alluminio  
Aluminium body

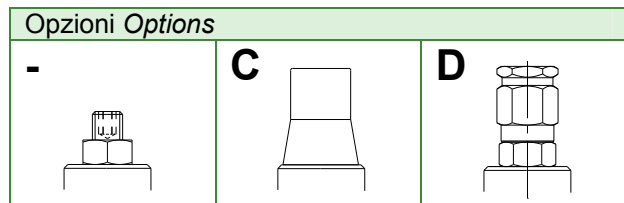


Pressione massima Max pressure	350 bar
Rapporto di pilotaggio Pilot ratio	4.25:1
Rapporti di pilotaggio a richiesta Pilot ratio upon request	3:1 8:1 10:1

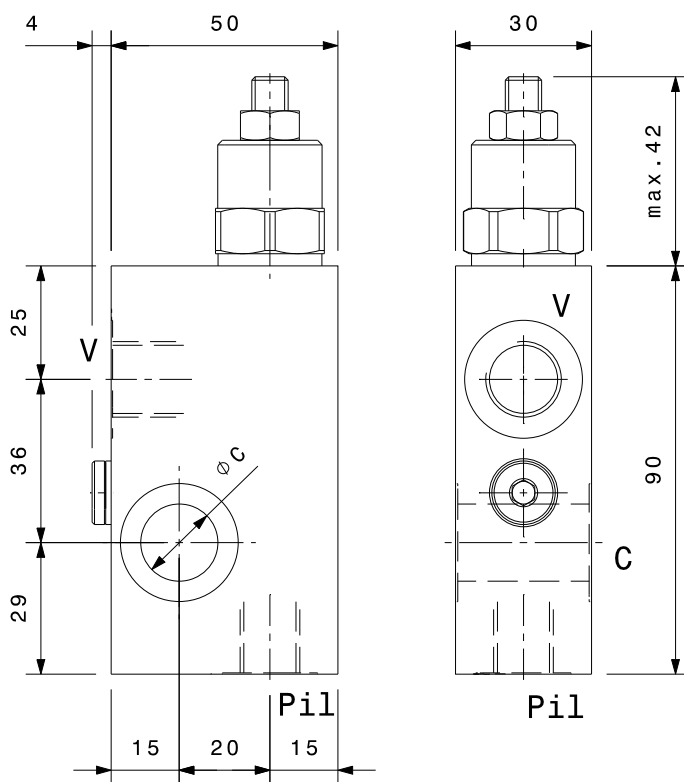
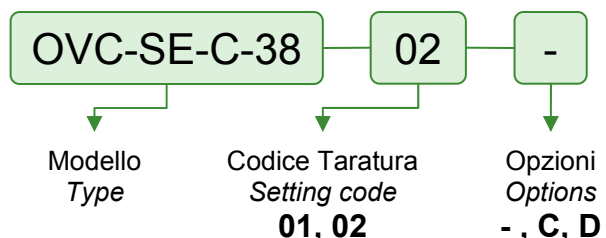
Dati e tarature ottenuti usando olio con viscosità 30 cSt a 50°C Performances and calibrations are carried out by using hydraulic oil with 30 cSt viscosity at 50°C	
Viscosità consigliate Recommended viscosity	10 ÷ 420 cSt
Temperature di lavoro Working temperature	-20 ÷ +90 °C
Filtrazione assoluta Absolute filtration	25 µ

Modello Type	V	Pil	C	Portata max Max. flow l/min
OVC-SE-C-38	3/8" GAS	1/4" GAS	17	40
OVC-SE-C-12	1/2" GAS	1/4" GAS	21	60

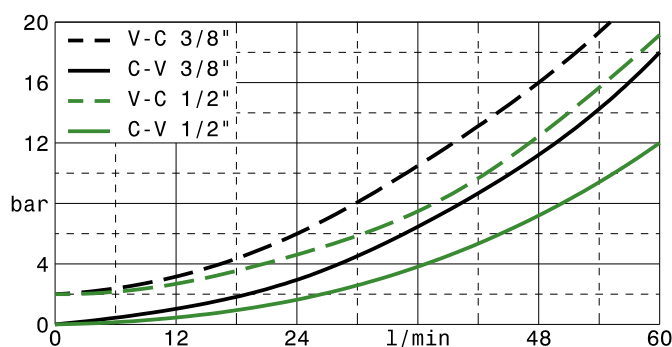
Taratura Setting	La valvola deve essere tarata almeno 1.3 volte la massima pressione indotta dal carico The valve must be set at least 1.3 times maximum load induced pressure		
Codice Code	Taratura standard Standard setting bar (Q=5 l/min)	Campo di taratura Adj. Pressure range bar	Colore molla Spring color
01	100	20÷200	Bianco White
02	280	50÷350	Nero Black



Sigla di ordinazione / Ordering code



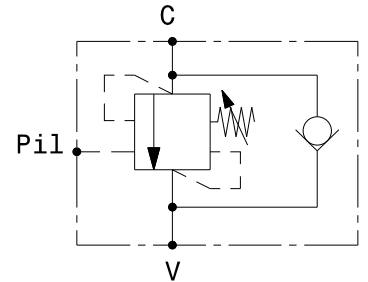
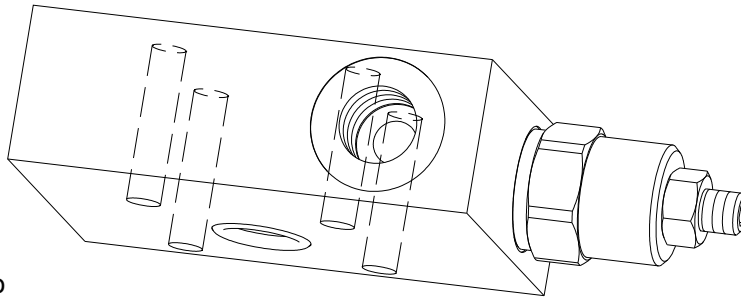
Vite cava disponibile a richiesta Nipple screw available upon request	Modello Type	Codice di ordinazione Ordering code
	OVC-SEC-38	KITV0002
	OVC-SEC-12	KITV0003



I dati non sono impegnativi, CBF si riserva di apportare modifiche senza preavviso.  
The specifications are not binding, CBF reserves the right to introduce modifications without notice.

Valvola OVERCENTRE semplice effetto con pilotaggio esterno flangiabile  
*Flange mounted, single effect OVERCENTRE valve with external pilot*

mod. **OVC-SE-F38**



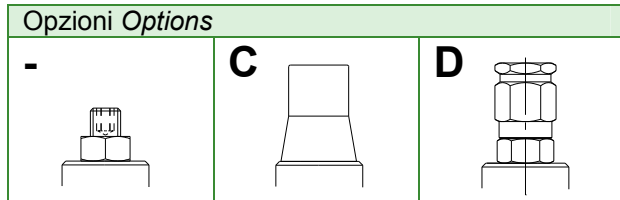
Corpo in alluminio  
*Aluminium body*

Pressione massima <i>Max pressure</i>	350 bar
Rapporto di pilotaggio <i>Pilot ratio</i>	4.25:1
Rapporti di pilotaggio a richiesta <i>Pilot ratio upon request</i>	3:1 8:1 10:1

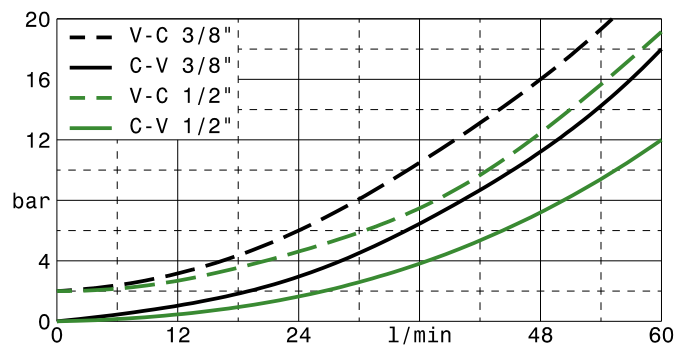
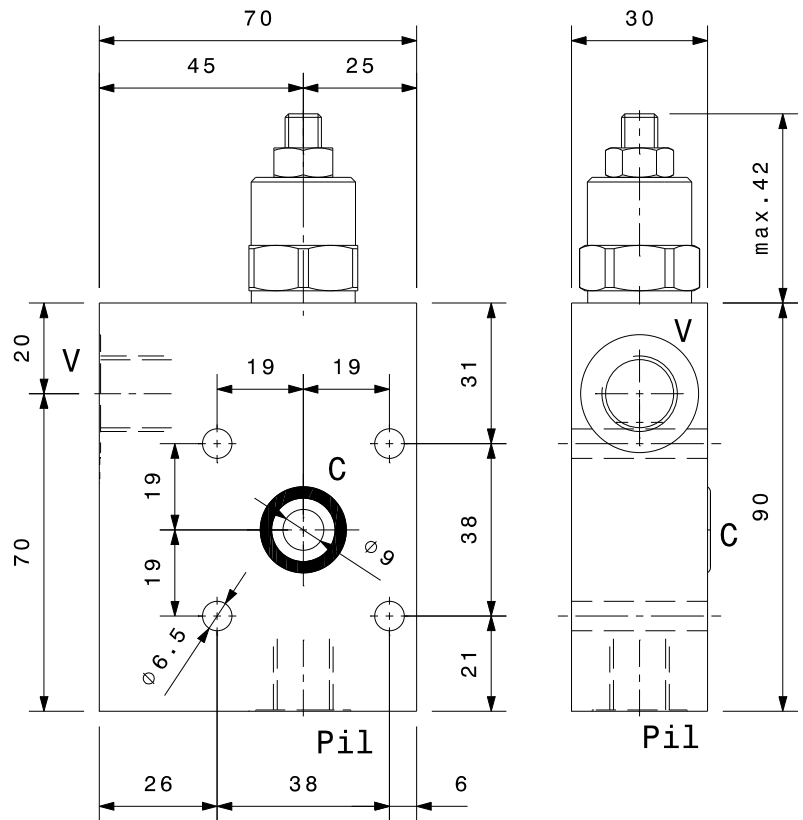
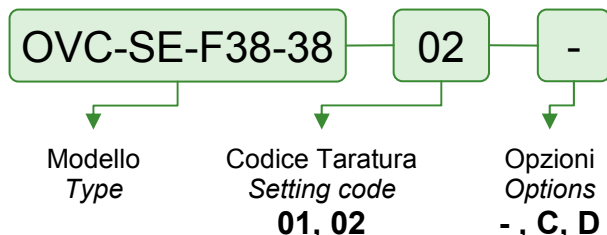
Dati e tarature ottenuti usando olio con viscosità 30 cSt a 50°C <i>Performaces and calibrations are carried out by using hydraulic oil with 30 cSt viscosity at 50°C</i>	
Viscosità consigliate <i>Recommended viscosity</i>	10 + 420 cSt
Temperature di lavoro <i>Working temperature</i>	-20 + 90 °C
Filtrazione assoluta <i>Absolute filtration</i>	25 µ

Modello <i>Type</i>	V	Pil	Portata max <i>Max. flow</i> l/min
<b>OVC-SE-F38-38</b>	3/8" GAS	1/4" GAS	<b>40</b>
<b>OVC-SE-F38-12</b>	1/2" GAS	1/4" GAS	<b>60</b>

<b>Taratura <i>Setting</i></b>	La valvola deve essere tarata almeno 1.3 volte la massima pressione indotta dal carico <i>The valve must be set at least 1.3 times maximum load induced pressure</i>		
Codice <i>Code</i>	Taratura standard <i>Standard setting</i> bar (Q=5 l/min)	Campo di taratura <i>Adj. Pressure range</i> bar	Colore molla <i>Spring color</i>
<b>01</b>	<b>100</b>	<b>20÷200</b>	Bianco <i>White</i>
<b>02</b>	<b>280</b>	<b>50÷350</b>	Nero <i>Black</i>



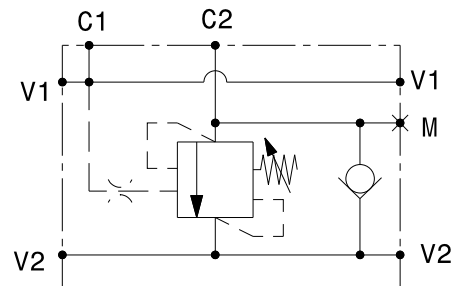
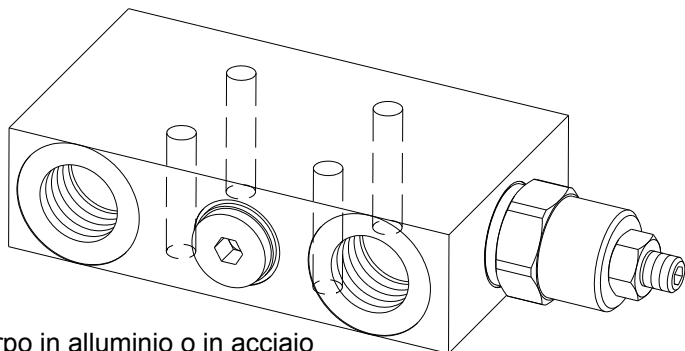
**Sigla di ordinazione / Ordering code**



I dati non sono impegnativi, **CBF** si riserva di apportare modifiche senza preavviso.  
*The specifications are not binding, CBF reserves the right to introduce modifications without notice.*

Valvola OVERCENTRE semplice effetto flangiabile  
*Flange mounted, single effect OVERCENTRE valve*

mod. **OVC-SE-F2-PST**



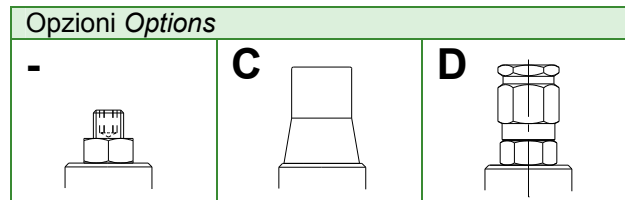
Versione con corpo in alluminio o in acciaio  
*Aluminium or steel body version*

Pressione massima <i>Max pressure</i>	350 bar
Rapporto di pilotaggio <i>Pilot ratio</i>	4.25:1
Rapporti di pilotaggio a richiesta <i>Pilot ratio upon request</i>	3:1 8:1 10:1

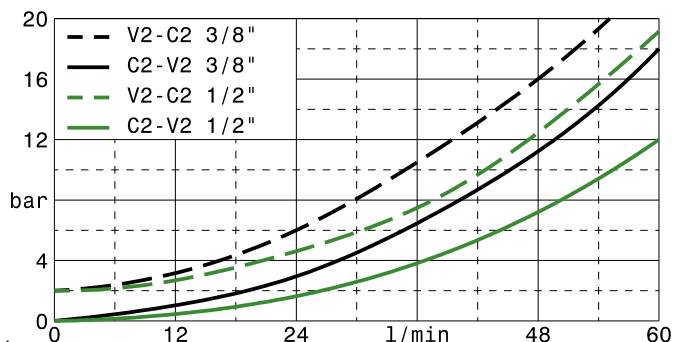
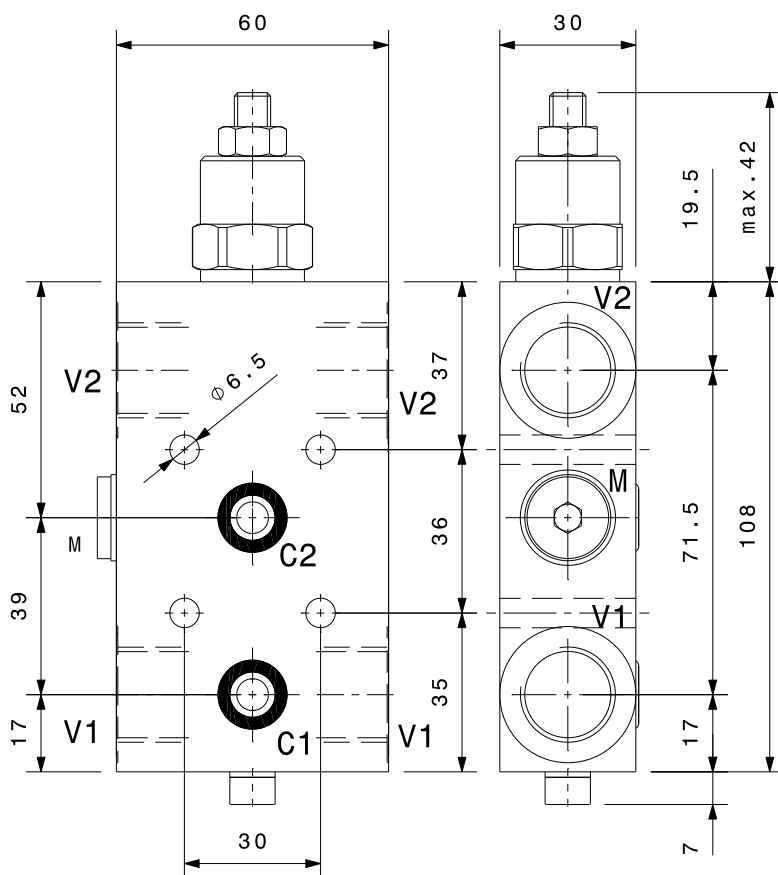
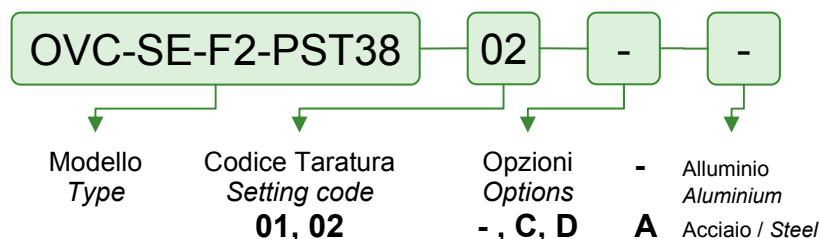
Dati e tarature ottenuti usando olio con viscosità 30 cSt a 50°C <i>Performaces and calibrations are carried out by using hydraulic oil with 30 cSt viscosity at 50°C</i>	
Viscosità consigliate <i>Recommended viscosity</i>	10 + 420 cSt
Temperature di lavoro <i>Working temperature</i>	-20 + 90 °C
Filtrazione assoluta <i>Absolute filtration</i>	25 µ

Modello <i>Type</i>	V1 V2	M	Portata max <i>Max. flow</i> l/min
<b>OVC-SE-F2-PST-38</b>	3/8" GAS	1/4" GAS	<b>40</b>
<b>OVC-SE-F2-PST-12</b>	1/2" GAS	1/4" GAS	<b>60</b>

<b>Taratura <i>Setting</i></b>	La valvola deve essere tarata almeno 1.3 volte la massima pressione indotta dal carico <i>The valve must be set at least 1.3 times maximum load induced pressure</i>		
<b>Codice <i>Code</i></b>	Taratura standard <i>Standard setting</i> bar (Q=5 l/min)	Campo di taratura <i>Adj. Pressure range</i> bar	Colore molla <i>Spring color</i>
<b>01</b>	<b>100</b>	<b>20÷200</b>	Bianco <i>White</i>
<b>02</b>	<b>280</b>	<b>50÷350</b>	Nero <i>Black</i>



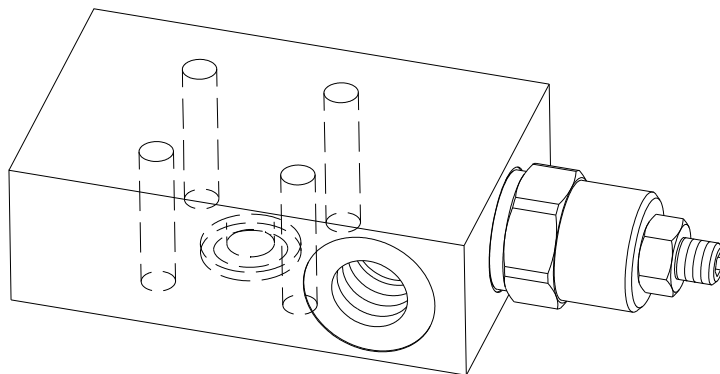
**Sigla di ordinazione / Ordering code**



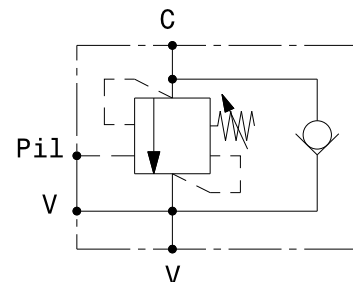
I dati non sono impegnativi, **CBF** si riserva di apportare modifiche senza preavviso.  
*The specifications are not binding, CBF reserves the right to introduce modifications without notice.*

Valvola OVERCENTRE semplice effetto con pilotaggio esterno flangiabile - acciaio  
*Flange mounted, single effect OVERCENTRE valve with external pilot - steel*

mod. **OVC-SE-F-A**



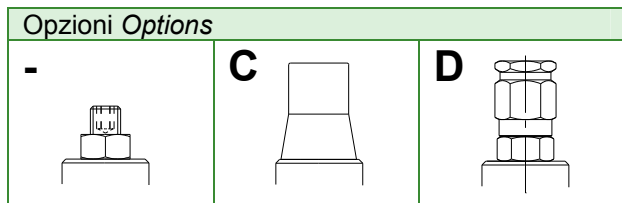
Corpo in acciaio  
*Steel body*



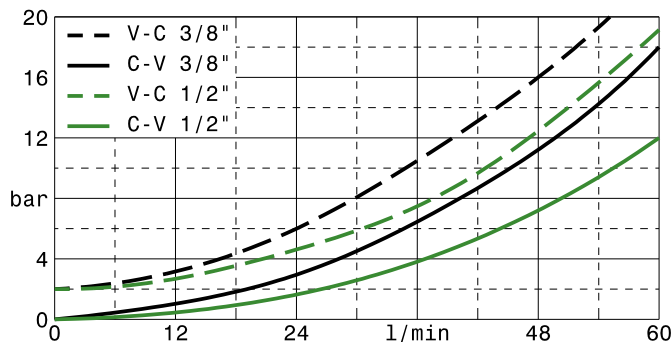
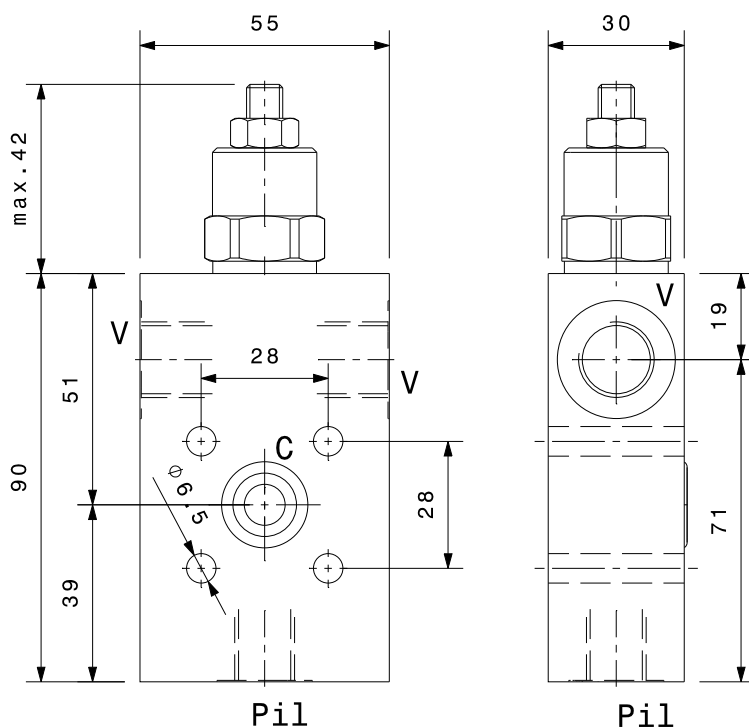
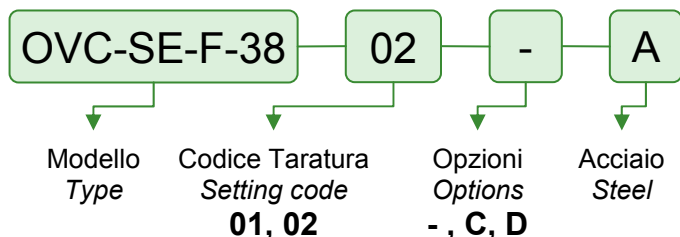
Pressione massima <i>Max pressure</i>	350 bar
Rapporto di pilotaggio <i>Pilot ratio</i>	4.25:1
Rapporti di pilotaggio a richiesta <i>Pilot ratio upon request</i>	3:1 8:1 10:1
Dati e tarature ottenuti usando olio con viscosità 30 cSt a 50°C <i>Performaces and calibrations are carried out by using hydraulic oil with 30 cSt viscosity at 50°C</i>	
Viscosità consigliate <i>Recommended viscosity</i>	10 + 420 cSt
Temperature di lavoro <i>Working temperature</i>	-20 + 90 °C
Filtrazione assoluta <i>Absolute filtration</i>	25 µ

Modello <i>Type</i>	V	Pil	Portata max <i>Max. flow</i> l/min
<b>OVC-SE-F-38</b>	3/8" GAS	1/4" GAS	<b>40</b>
<b>OVC-SE-F-12</b>	1/2" GAS	1/4" GAS	<b>60</b>

<b>Taratura <i>Setting</i></b>	La valvola deve essere tarata almeno 1.3 volte la massima pressione indotta dal carico <i>The valve must be set at least 1.3 times maximum load induced pressure</i>		
<b>Codice <i>Code</i></b>	Taratura standard <i>Standard setting</i> bar (Q=5 l/min)	Campo di taratura <i>Adj. Pressure range</i> bar	Colore molla <i>Spring color</i>
<b>01</b>	<b>100</b>	<b>20÷200</b>	Bianco <i>White</i>
<b>02</b>	<b>280</b>	<b>50÷350</b>	Nero <i>Black</i>



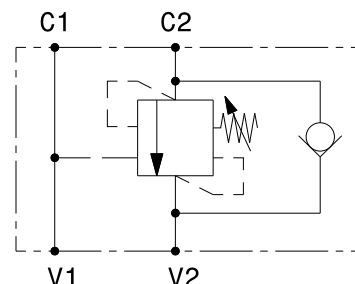
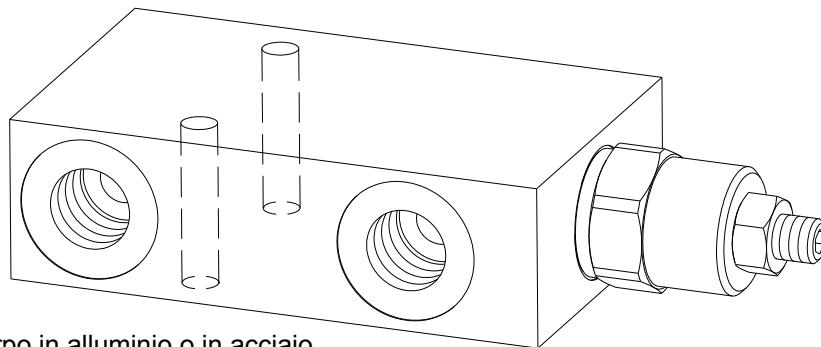
Sigla di ordinazione / *Ordering code*



I dati non sono impegnativi, **CBF** si riserva di apportare modifiche senza preavviso.  
*The specifications are not binding, CBF reserves the right to introduce modifications without notice.*

Valvola OVERCENTRE semplice effetto in linea  
*In line, single effect OVERCENTRE valve*

mod. **OVC-SE-L**



Versione con corpo in alluminio o in acciaio  
*Aluminium or steel body version*

Pressione massima <i>Max pressure</i>	350 bar
Rapporto di pilotaggio <i>Pilot ratio</i>	4.25:1
Rapporti di pilotaggio a richiesta <i>Pilot ratio upon request</i>	3:1 8:1 10:1

Dati e tarature ottenuti usando olio con viscosità 30 cSt a 50°C <i>Performaces and calibrations are carried out by using hydraulic oil with 30 cSt viscosity at 50°C</i>	
Viscosità consigliate <i>Recommended viscosity</i>	10 ÷ 420 cSt
Temperature di lavoro <i>Working temperature</i>	-20 ÷ +90 °C
Filtrazione assoluta <i>Absolute filtration</i>	25 µ

Modello <i>Type</i>	V1, V2 C1, C2	Portata max <i>Max. flow</i> l/min
<b>OVC-SE-L-38</b>	3/8" GAS	<b>40</b>
<b>OVC-SE-L-12</b>	1/2" GAS	<b>60</b>
<b>OVC-SE-L-34</b>	3/4" GAS	<b>100</b>
<b>OVC-SE-L-10</b>	1" GAS	<b>120</b>

<b>Taratura <i>Setting</i></b>	La valvola deve essere tarata almeno 1.3 volte la massima pressione indotta dal carico <i>The valve must be set at least 1.3 times maximum load induced pressure</i>		
Codice <i>Code</i>	Taratura standard <i>Standard setting</i> bar (Q=5 l/min)	Campo di taratura <i>Adj. Pressure range</i> bar	Colore molla <i>Spring color</i>
<b>01</b>	<b>100</b>	<b>20÷200</b>	Bianco <i>White</i>
<b>02</b>	<b>280</b>	<b>50÷350</b>	Nero <i>Black</i>

**Opzioni Options**

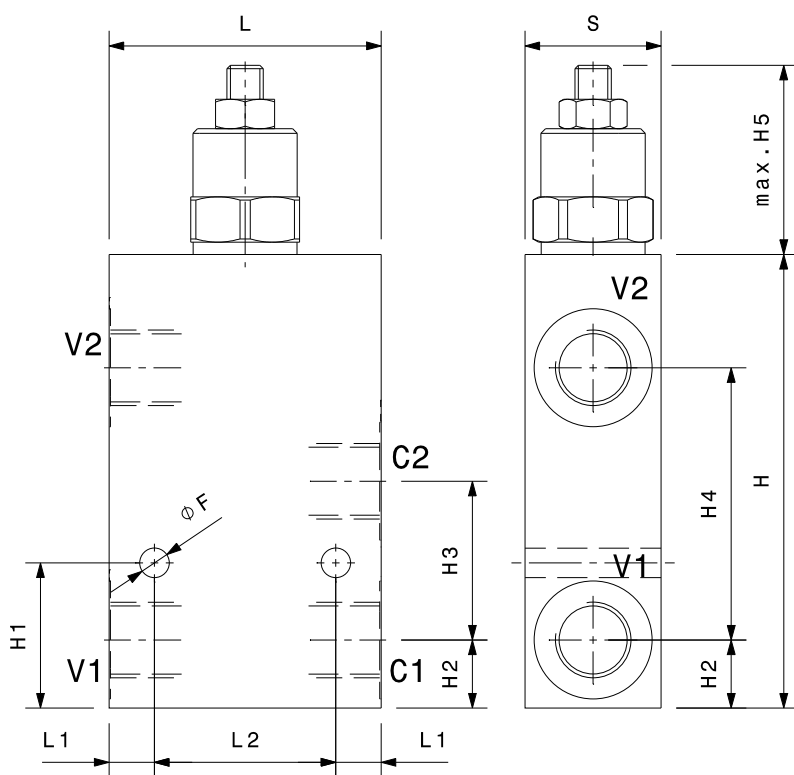
- C D

**Sigla di ordinazione / Ordering code**

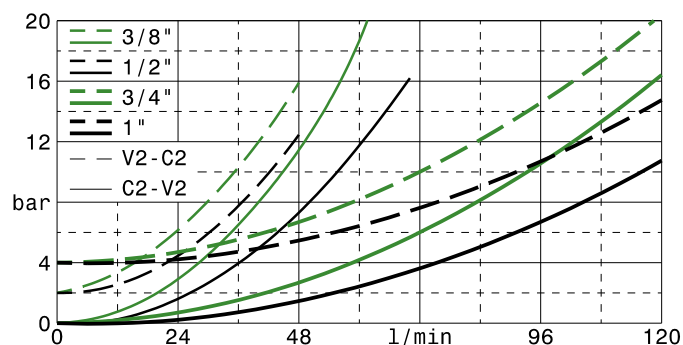
**OVC-SE-L-38** — **02** — **-** — **-**

Modello *Type*    Codice *Setting code*    Taratura *Setting*    Opzioni *Options*    - Alluminio *Aluminium*    A Acciaio *Steel*

**01, 02**    - , C, D    **A**

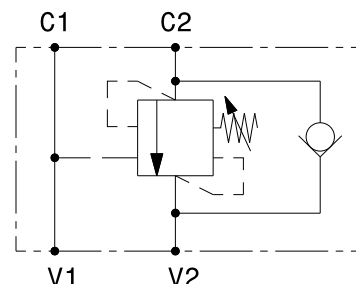
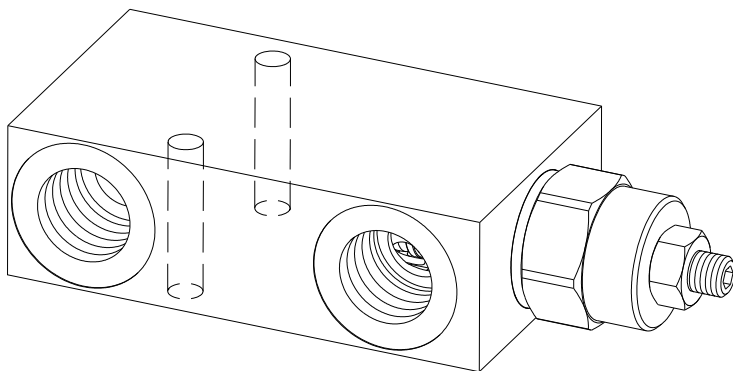


Dimensioni <i>Dimensions</i>	L	H	S	L1	L2	H1	H2	H3	H4	H5	F
OVC-SE-L-38	60	100	30	10	40	32	15	35	60	42	6.5
OVC-SE-L-12	60	100	30	10	40	32	15	35	60	42	6.5
OVC-SE-L-34	70	125	40	10	50	42.5	20	45	80	48	8.5
OVC-SE-L-10	70	140	50	10	50	51	25	52	90	48	8.5



I dati non sono impegnativi, **CBF** si riserva di apportare modifiche senza preavviso.  
*The specifications are not binding, CBF reserves the right to introduce modifications without notice.*

Valvola OVERCENTRE semplice effetto in linea  
*In line, single effect OVERCENTRE valve*  
mod. **OVC-SE-L-200**



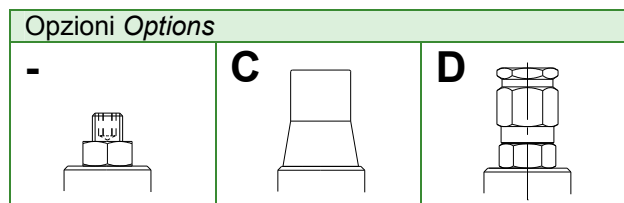
Corpo in alluminio  
*Aluminium body*

Pressione massima <i>Max pressure</i>	350 bar
Rapporto di pilotaggio <i>Pilot ratio</i>	4:1
Rapporti di pilotaggio a richiesta <i>Pilot ratio upon request</i>	3:1 8:1

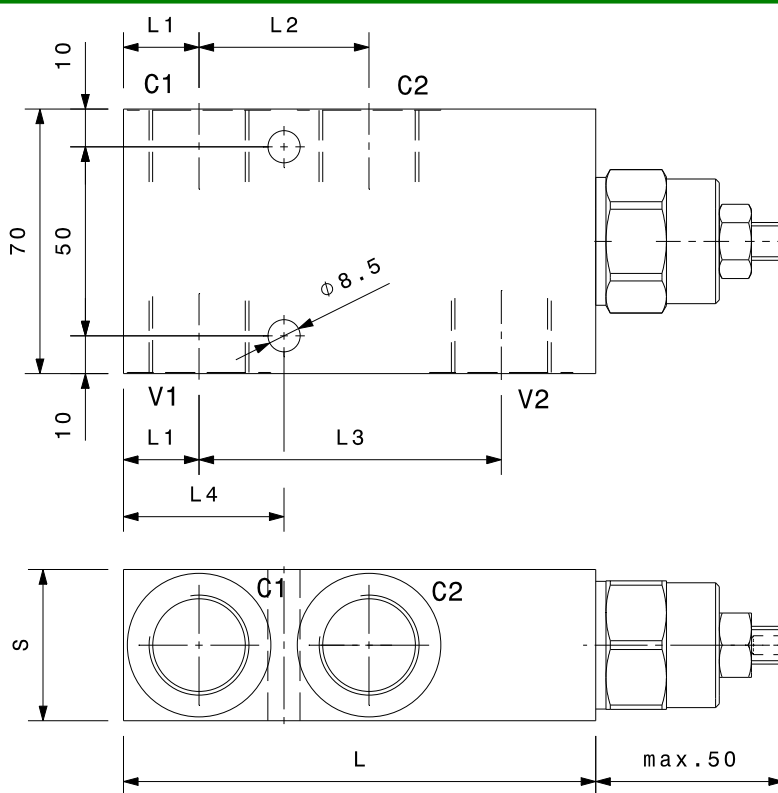
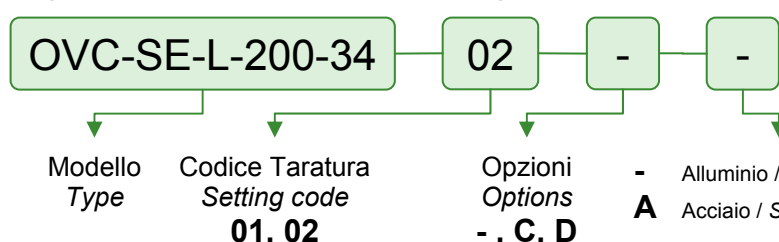
Dati e tarature ottenuti usando olio con viscosità 30 cSt a 50°C <i>Performaces and calibrations are carried out by using hydraulic oil with 30 cSt viscosity at 50°C</i>	
Viscosità consigliate <i>Recommended viscosity</i>	10 + 420 cSt
Temperatura di lavoro <i>Working temperature</i>	-20 + 90 °C
Filtrazione assoluta <i>Absolute filtration</i>	25 μ

Modello <i>Type</i>	V1, V2 C1, C2	Portata max <i>Max. flow</i> l/min
<b>OVC-SE-L-200-34</b>	<b>3/4" GAS</b>	<b>150</b>
<b>OVC-SE-L-200-10</b>	<b>1" GAS</b>	<b>200</b>

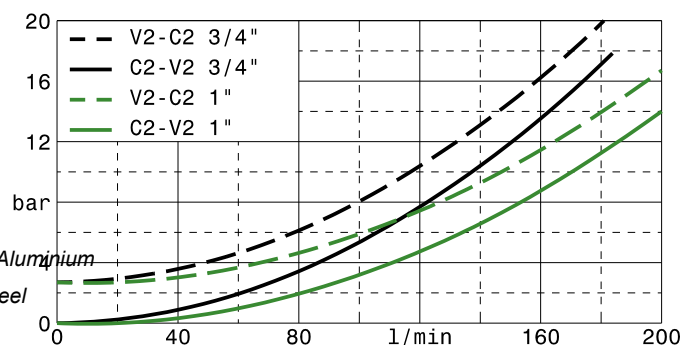
<b>Taratura <i>Setting</i></b>	La valvola deve essere tarata almeno 1.3 volte la massima pressione indotta dal carico <i>The valve must be set at least 1.3 times maximum load induced pressure</i>		
Codice <i>Code</i>	Taratura standard <i>Standard setting</i> bar (Q=5 l/min)	Campo di taratura <i>Adj. Pressure range</i> bar	Colore molla <i>Spring color</i>
<b>01</b>	<b>100</b>	<b>20÷200</b>	<b>Bianco <i>White</i></b>
<b>02</b>	<b>280</b>	<b>50÷350</b>	<b>Nero <i>Black</i></b>



Sigla di ordinazione / *Ordering code*



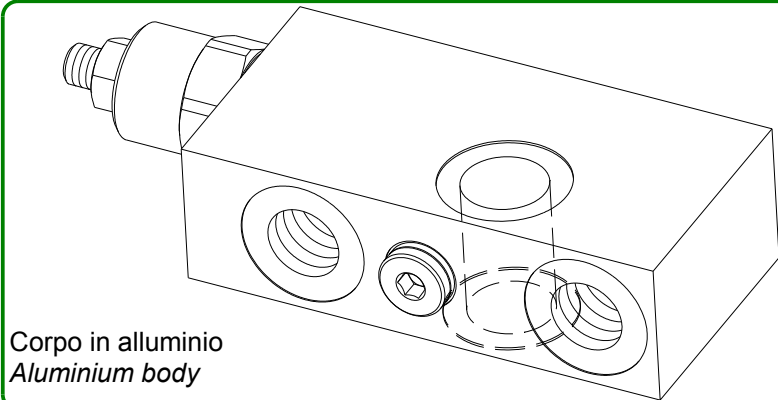
Dimensioni <i>Dimensions</i>	L	S	L1	L2	L3	L4
OVC-SE-L-200-34	125	40	20	45	80	42.5
OVC-SE-L-200-10	140	50	25	52	90	51



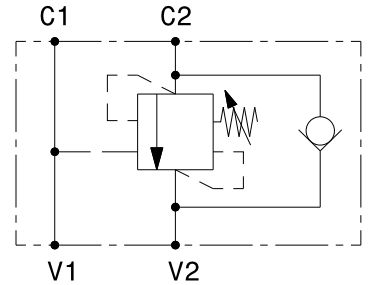
I dati non sono impegnativi, **CBF** si riserva di apportare modifiche senza preavviso.  
*The specifications are not binding, CBF reserves the right to introduce modifications without notice.*

Valvola OVERCENTRE semplice effetto in linea flangiabile con vite cava  
*In line, single effect OVERCENTRE valve – nipple screw flangeable*

mod. **OVC-SE-CL**



Corpo in alluminio  
*Aluminium body*

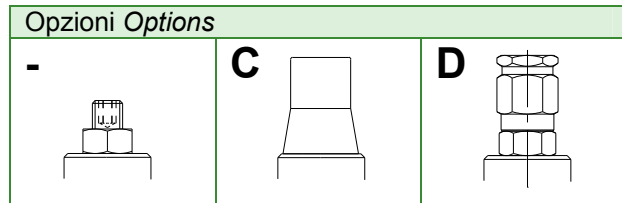
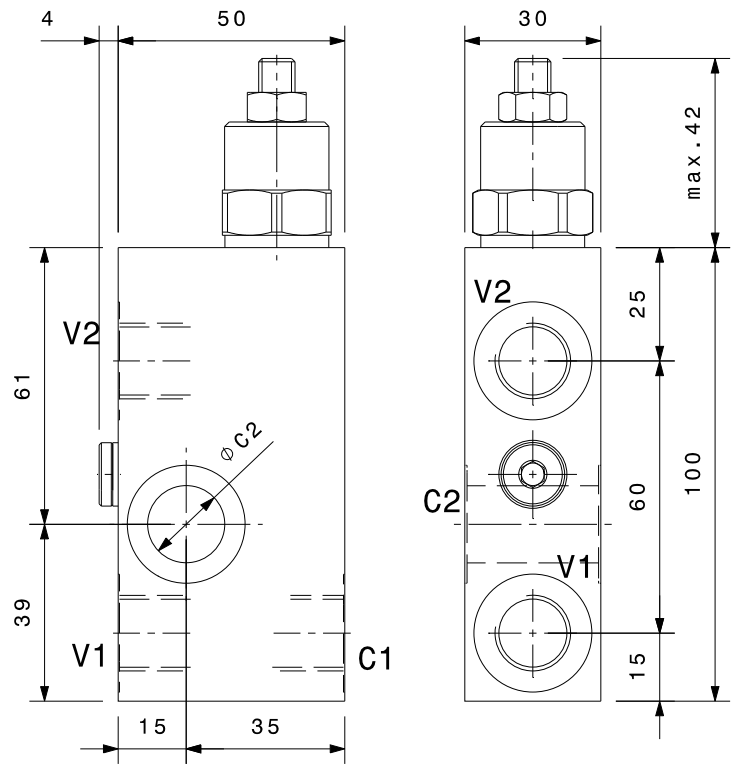


Pressione massima <i>Max pressure</i>	350 bar
Rapporto di pilotaggio <i>Pilot ratio</i>	4.25:1
Rapporti di pilotaggio a richiesta <i>Pilot ratio upon request</i>	3:1 8:1 10:1

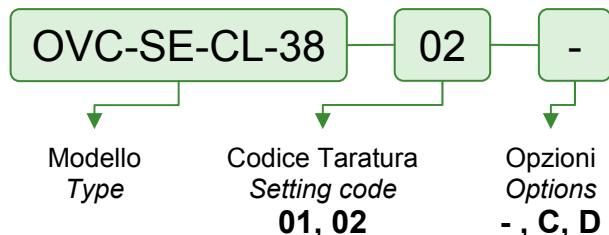
Dati e tarature ottenuti usando olio con viscosità 30 cSt a 50°C <i>Performances and calibrations are carried out by using hydraulic oil with 30 cSt viscosity at 50°C</i>	
Viscosità consigliate <i>Recommended viscosity</i>	10 ÷ 420 cSt
Temperature di lavoro <i>Working temperature</i>	-20 ÷ +90 °C
Filtrazione assoluta <i>Absolute filtration</i>	25 μ

Modello <i>Type</i>	C1, V1, V2	C2	Portata max <i>Max. flow</i> l/min
<b>OVC-SE-CL-38</b>	3/8" GAS	17	<b>40</b>
<b>OVC-SE-CL-12</b>	1/2" GAS	21	<b>60</b>

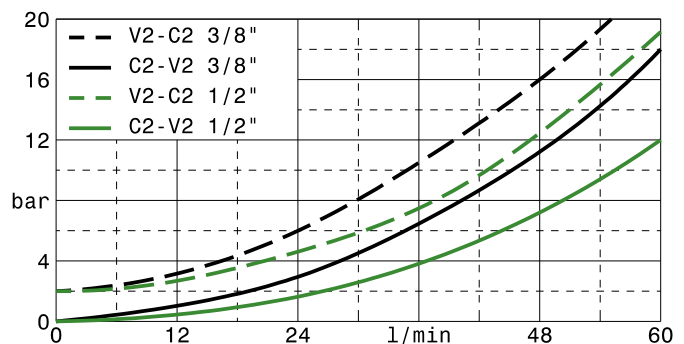
<b>Taratura Setting</b>	La valvola deve essere tarata almeno 1.3 volte la massima pressione indotta dal carico <i>The valve must be set at least 1.3 times maximum load induced pressure</i>		
Codice <i>Code</i>	Taratura standard <i>Standard setting</i> bar (Q=5 l/min)	Campo di taratura <i>Adj. Pressure range</i> bar	Colore molla <i>Spring color</i>
<b>01</b>	<b>100</b>	<b>20÷200</b>	Bianco <i>White</i>
<b>02</b>	<b>280</b>	<b>50÷350</b>	Nero <i>Black</i>



Sigla di ordinazione / *Ordering code*



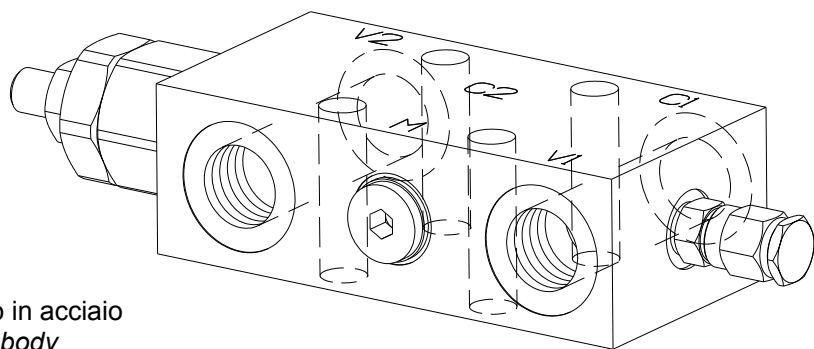
Vite cava disponibile a richiesta <b>Nipple screw</b> available upon request	Modello <i>Type</i>	Codice di ordinazione <i>Ordering code</i>
	<b>OVC-SE-CL-38</b>	<b>KITV0002</b>
	<b>OVC-SE-CL-12</b>	<b>KITV0003</b>



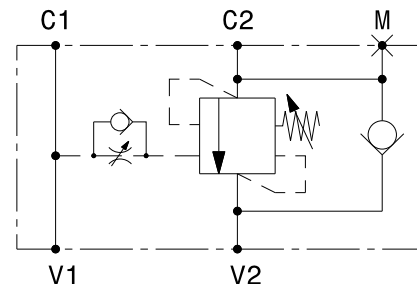
I dati non sono impegnativi, **CBF** si riserva di apportare modifiche senza preavviso.  
*The specifications are not binding, CBF reserves the right to introduce modifications without notice.*

Valvola OVERCENTRE in linea semplice effetto flangiabile - acciaio  
In line, flange mounted, single effect OVERCENTRE valve - steel

mod. OVC-SE-L-F40-PST



Corpo in acciaio  
Steel body



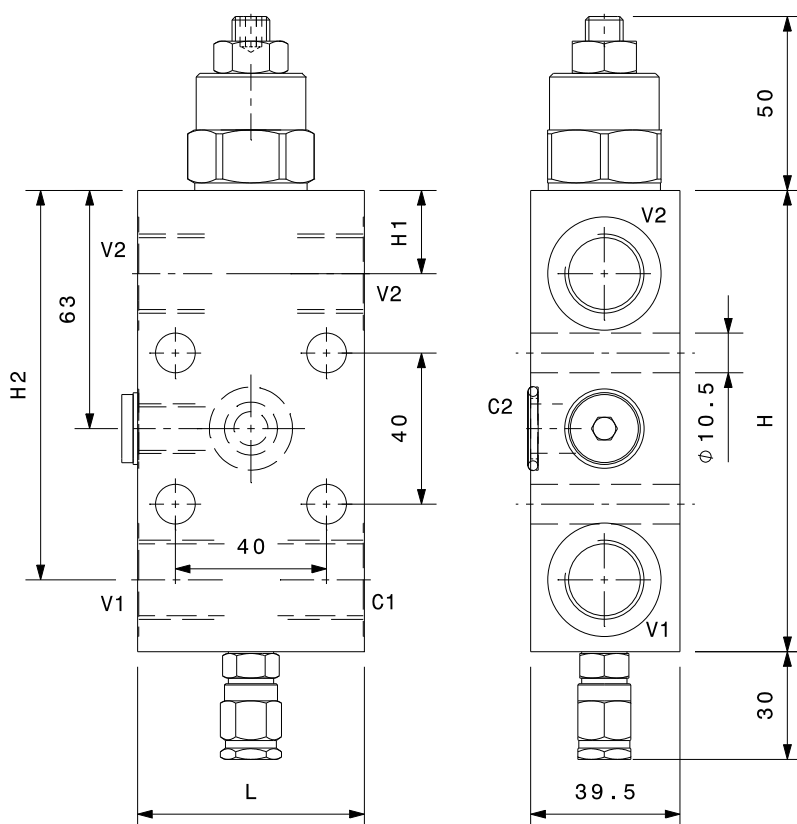
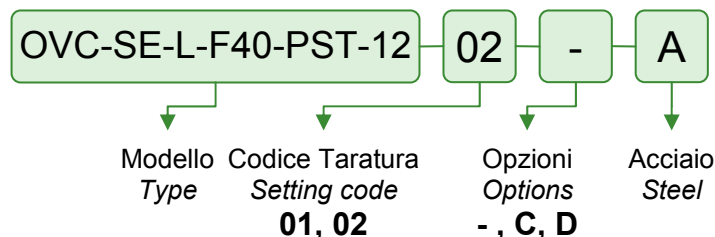
Pressione massima Max pressure	350 bar
Rapporto di pilotaggio Pilot ratio	4.25:1
Rapporti di pilotaggio a richiesta Pilot ratio upon request	3:1 8:1 10:1
Dati e tarature ottenuti usando olio con viscosità 30 cSt a 50°C Performaces and calibrations are carried out by using hydraulic oil with 30 cSt viscosity at 50°C	
Viscosità consigliate Recommended viscosity	10 + 420 cSt
Temperatura di lavoro Working temperature	-20 + +90 °C
Filtrazione assoluta Absolute filtration	25 µ

Modello Type	V, C	M	Portata max Max. flow l/min
OVC-SE-L-F40-PST-12	1/2" GAS	1/4" GAS	80
OVC-SE-L-F40-PST-34	3/4" GAS	1/4" GAS	120

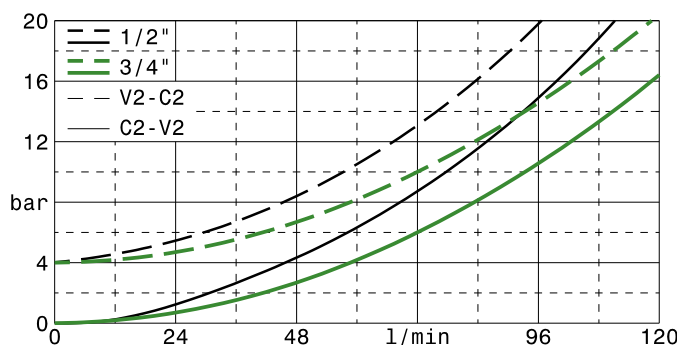
Taratura Setting	La valvola deve essere tarata almeno 1.3 volte la massima pressione indotta dal carico The valve must be set at least 1.3 times maximum load induced pressure		
Codice Code	Taratura standard Standard setting bar (Q=5 l/min)	Campo di taratura Adj. Pressure range bar	Colore molla Spring color
01	100	20÷200	Bianco White
02	280	50÷350	Nero Black

Opzioni Options		
-	C	D

Sigla di ordinazione / Ordering code



Dimensioni Dimensions	L	H	H1	H2
OVC-SE-L-F40-PST-12	60	122	22	103
OVC-SE-L-F40-PST-34	80	128	21	100

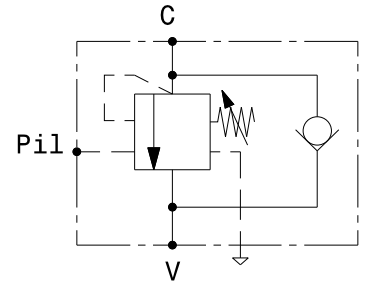
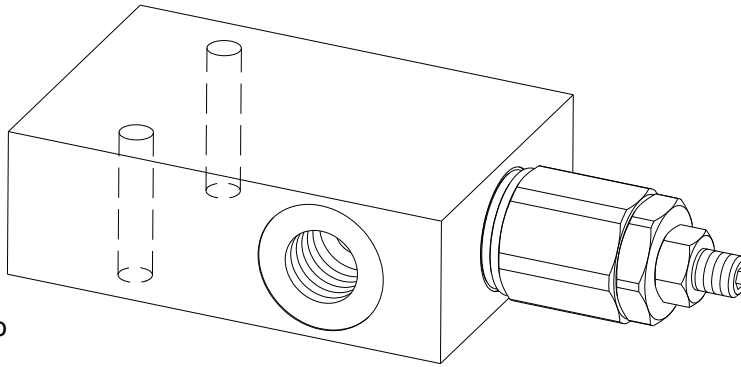


I dati non sono impegnativi, CBF si riserva di apportare modifiche senza preavviso.  
The specifications are not binding, CBF reserves the right to introduce modifications without notice.



Valvola OVERCENTRE semplice effetto con pilotaggio esterno - centro chiuso  
*Single effect OVERCENTRE valve with external pilot - closed centre*

mod. **OVC-SE-CC**



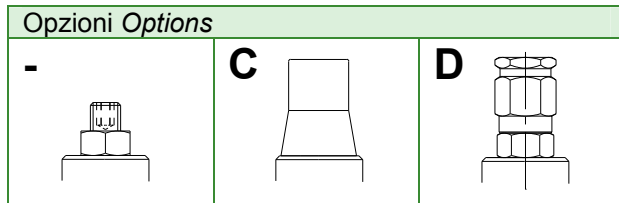
Corpo in alluminio  
*Aluminium body*

Pressione massima <i>Max pressure</i>	350 bar
Rapporto di pilotaggio <i>Pilot ratio</i>	4.25:1
Rapporti di pilotaggio a richiesta <i>Pilot ratio upon request</i>	3:1 8:1 10:1

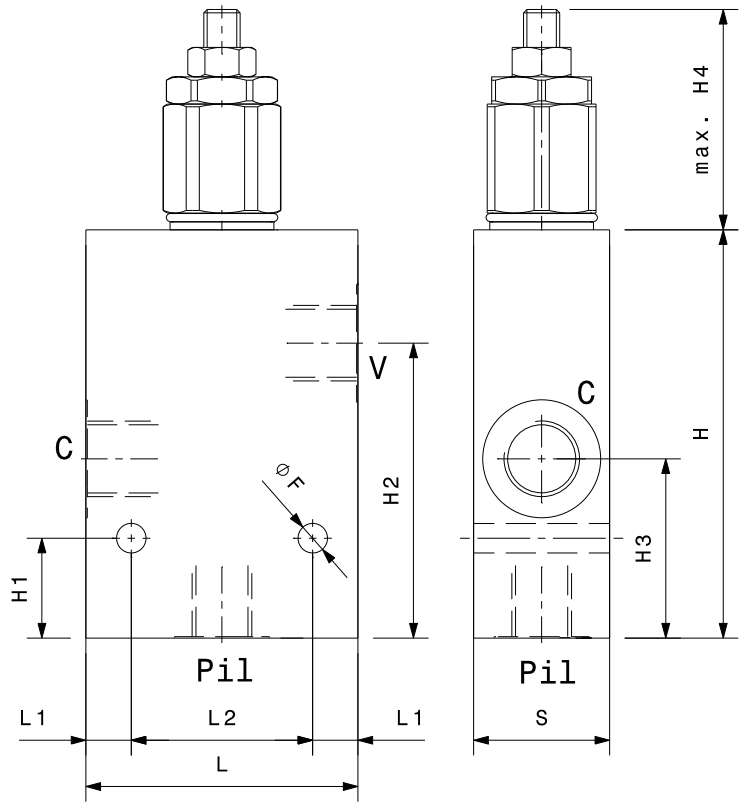
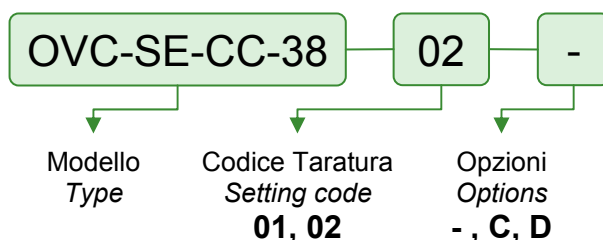
Dati e tarature ottenuti usando olio con viscosità 30 cSt a 50°C <i>Performances and calibrations are carried out by using hydraulic oil with 30 cSt viscosity at 50°C</i>	
Viscosità consigliate <i>Recommended viscosity</i>	10 ÷ 420 cSt
Temperature di lavoro <i>Working temperature</i>	-20 ÷ +90 °C
Filtrazione assoluta <i>Absolute filtration</i>	25 µ

Modello <i>Type</i>	V, C	Pil	Portata max <i>Max. flow</i> l/min
<b>OVC-SE-CC-38</b>	3/8" GAS	1/4" GAS	<b>40</b>
<b>OVC-SE-CC-12</b>	1/2" GAS	1/4" GAS	<b>60</b>
<b>OVC-SE-CC-34</b>	3/4" GAS	1/4" GAS	<b>100</b>
<b>OVC-SE-CC-10</b>	1" GAS	1/4" GAS	<b>120</b>

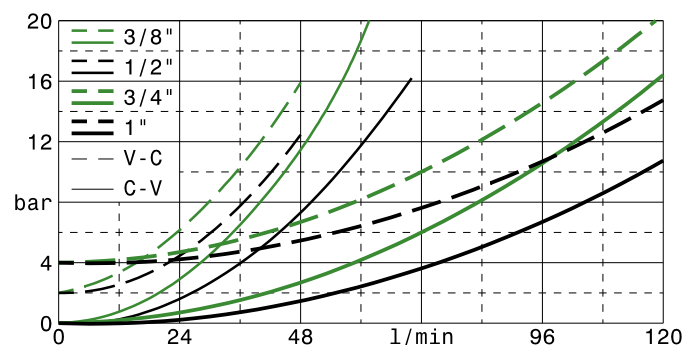
<b>Taratura <i>Setting</i></b>	La valvola deve essere tarata almeno 1.3 volte la massima pressione indotta dal carico <i>The valve must be set at least 1.3 times maximum load induced pressure</i>		
<b>Codice <i>Code</i></b>	Taratura standard <i>Standard setting</i> bar (Q=5 l/min)	Campo di taratura <i>Adj. Pressure range</i> bar	Colore molla <i>Spring color</i>
<b>01</b>	<b>100</b>	<b>20÷200</b>	Bianco <i>White</i>
<b>02</b>	<b>280</b>	<b>50÷350</b>	Nero <i>Black</i>



Sigla di ordinazione / *Ordering code*



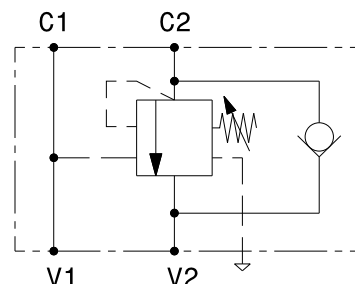
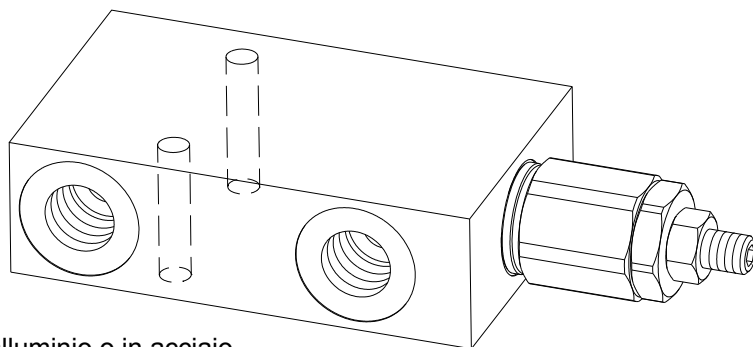
Dimensioni <i>Dimensions</i>	L	H	S	L1	L2	H1	H2	H3	H4	F
OVC-SE-CC-38	60	90	30	10	40	22	65	39.5	50	6.5
OVC-SE-CC-12	60	90	30	10	40	22	65	39.5	50	6.5
OVC-SE-CC-34	70	110	40	10	50	27.5	85	50	58	8.5
OVC-SE-CC-10	70	110	50	10	50	20	81	47	58	8.5



I dati non sono impegnativi, **CBF** si riserva di apportare modifiche senza preavviso.  
*The specifications are not binding, CBF reserves the right to introduce modifications without notice.*

Valvola OVERCENTRE semplice effetto in linea – centro chiuso  
*In line, single effect OVERCENTRE valve – closed centre*

mod. **OVC-SE-L-CC**



Versione con corpo in alluminio o in acciaio  
*Aluminium or steel body version*

Pressione massima <i>Max pressure</i>	350 bar
Rapporto di pilotaggio <i>Pilot ratio</i>	4.25:1
Rapporti di pilotaggio a richiesta <i>Pilot ratio upon request</i>	3:1 8:1 10:1

Dati e tarature ottenuti usando olio con viscosità 30 cSt a 50°C <i>Performances and calibrations are carried out by using hydraulic oil with 30 cSt viscosity at 50°C</i>	
Viscosità consigliate <i>Recommended viscosity</i>	10 ÷ 420 cSt
Temperature di lavoro <i>Working temperature</i>	-20 ÷ +90 °C
Filtrazione assoluta <i>Absolute filtration</i>	25 µ

Modello <i>Type</i>	V1, V2 C1, C2	Portata max <i>Max. flow</i> l/min
OVC-SE-L-CC-38	3/8" GAS	40
OVC-SE-L-CC-12	1/2" GAS	60
OVC-SE-L-CC-34	3/4" GAS	100
OVC-SE-L-CC-10	1" GAS	120

<b>Taratura <i>Setting</i></b>	La valvola deve essere tarata almeno 1.3 volte la massima pressione indotta dal carico <i>The valve must be set at least 1.3 times maximum load induced pressure</i>		
<b>Codice <i>Code</i></b>	Taratura standard <i>Standard setting</i> bar (Q=5 l/min)	Campo di taratura <i>Adj. Pressure range</i> bar	Colore molla <i>Spring color</i>
<b>01</b>	<b>100</b>	<b>20÷200</b>	Bianco <i>White</i>
<b>02</b>	<b>280</b>	<b>50÷350</b>	Nero <i>Black</i>

**Opzioni Options**

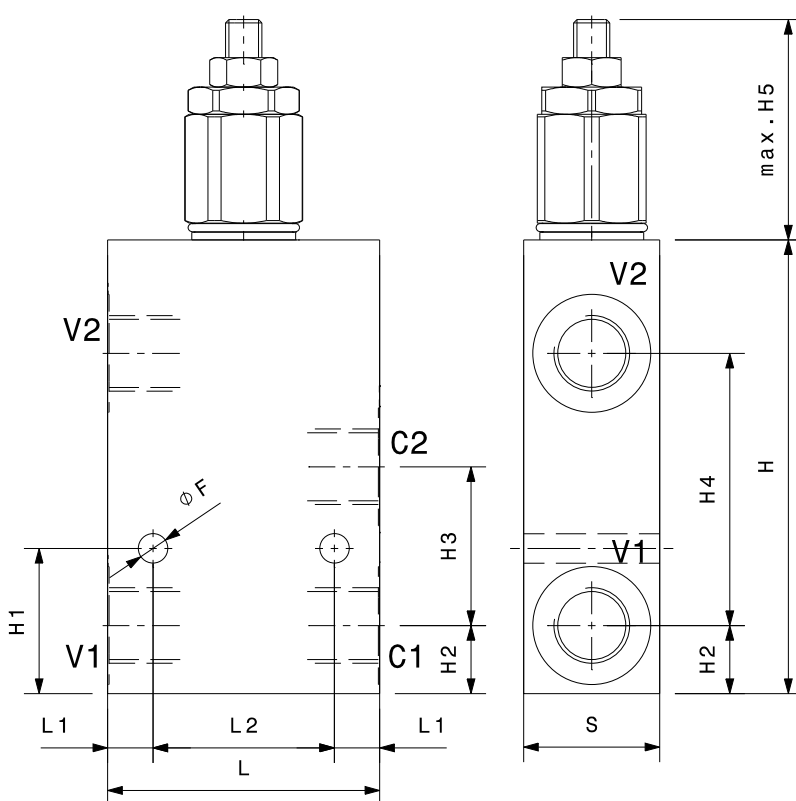
-	<b>C</b>	<b>D</b>

**Sigla di ordinazione / Ordering code**

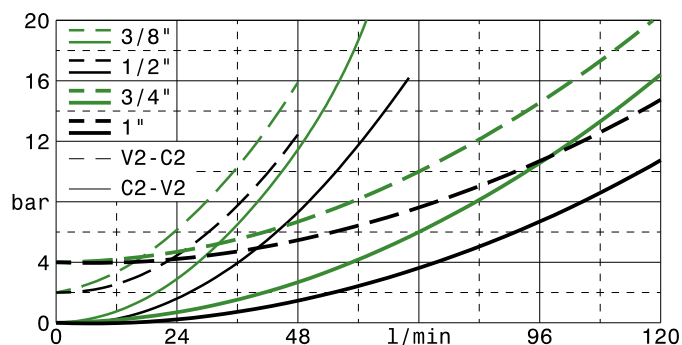
**OVC-SE-L-CC-38**   **02**   **-**   **-**

↓   ↓   ↓   ↓

Modello   Codice Taratura   Opzioni   -  
*Type*   *Setting code*   *Options*   *Aluminium*  
**01, 02**   **- , C, D**   **A**   Acciaio / *Steel*



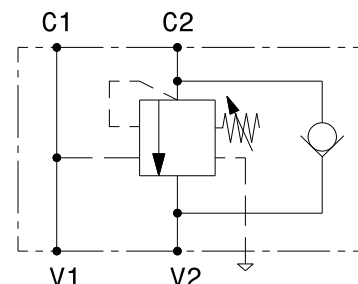
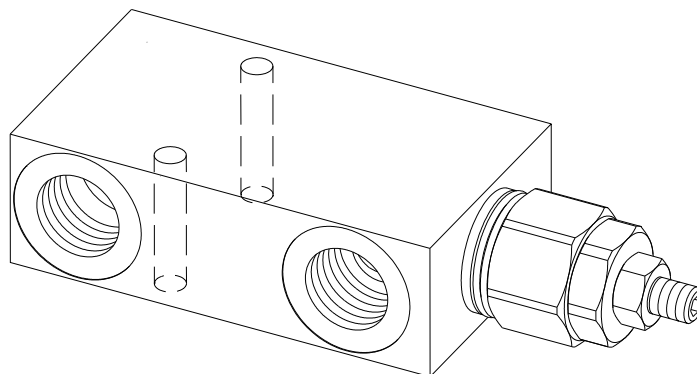
Dimensioni <i>Dimensions</i>	L	H	S	L1	L2	H1	H2	H3	H4	H5	F
OVC-SE-L-CC-38	60	100	30	10	40	32	15	35	60	42	6.5
OVC-SE-L-CC-12	60	100	30	10	40	32	15	35	60	42	6.5
OVC-SE-L-CC-34	70	125	40	10	50	42.5	20	45	80	48	8.5
OVC-SE-L-CC-10	70	140	50	10	50	51	25	52	90	48	8.5



I dati non sono impegnativi, **CBF** si riserva di apportare modifiche senza preavviso.  
*The specifications are not binding, CBF reserves the right to introduce modifications without notice.*

Valvola OVERCENTRE semplice effetto in linea – centro chiuso  
*In line, single effect OVERCENTRE valve – closed centre*

mod. **OVC-SE-L-200-CC**



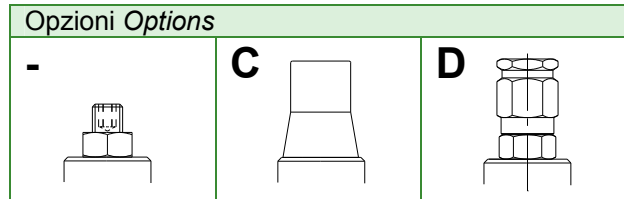
Corpo in alluminio  
*Aluminium body*

Pressione massima <i>Max pressure</i>	350 bar
Rapporto di pilotaggio <i>Pilot ratio</i>	4:1

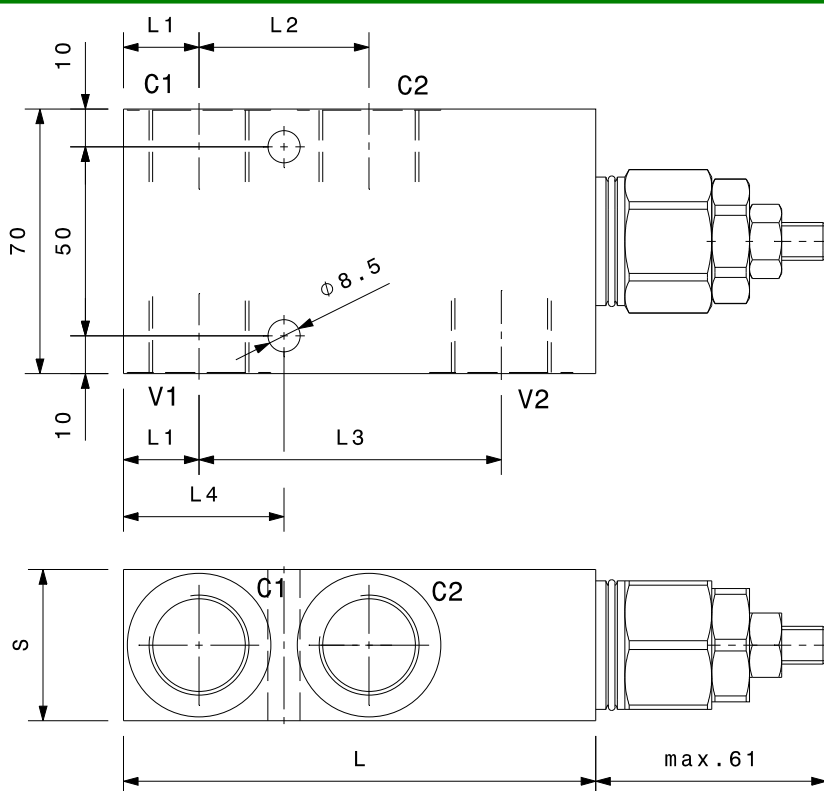
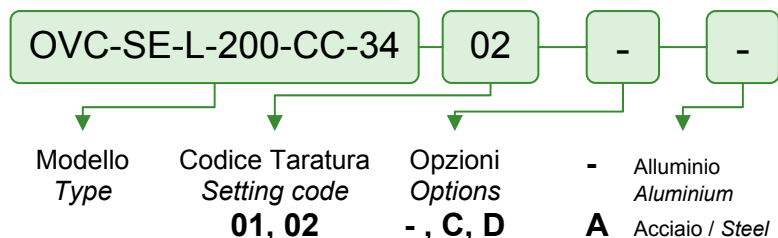
Dati e tarature ottenuti usando olio con viscosità 30 cSt a 50°C <i>Performaces and calibrations are carried out by using hydraulic oil with 30 cSt viscosity at 50°C</i>	
Viscosità consigliate <i>Recommended viscosity</i>	10 ÷ 420 cSt
Temperature di lavoro <i>Working temperature</i>	-20 ÷ +90 °C
Filtrazione assoluta <i>Absolute filtration</i>	25 µ

Modello <i>Type</i>	V1, V2 C1, C2	Portata max <i>Max. flow</i> l/min
<b>OVC-SE-L-200-CC-34</b>	3/4" GAS	<b>150</b>
<b>OVC-SE-L-200-CC-10</b>	1" GAS	<b>200</b>

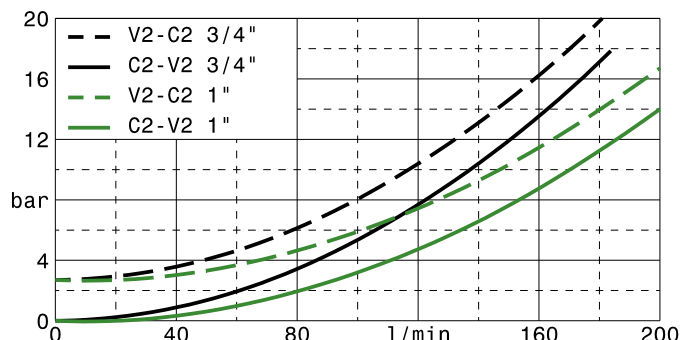
<b>Taratura Setting</b> La valvola deve essere tarata almeno 1.3 volte la massima pressione indotta dal carico <i>The valve must be set at least 1.3 times maximum load induced pressure</i>			
Codice <i>Code</i>	Taratura standard <i>Standard setting</i> bar (Q=5 l/min)	Campo di taratura <i>Adj. Pressure range</i> bar	Colore molla <i>Spring color</i>
<b>01</b>	<b>100</b>	<b>20÷200</b>	<b>Bianco White</b>
<b>02</b>	<b>280</b>	<b>50÷350</b>	<b>Nero Black</b>



**Sigla di ordinazione / Ordering code**



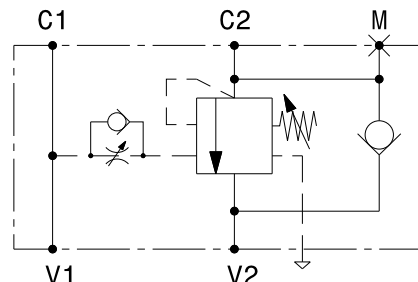
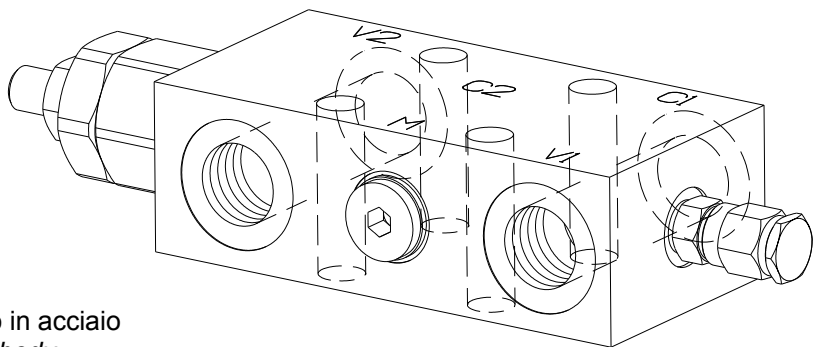
Dimensioni <i>Dimensions</i>	L	S	L1	L2	L3	L4
OVC-SE-L-200-CC-34	125	40	20	45	80	42.5
OVC-SE-L-200-CC-10	140	50	25	52	90	51



I dati non sono impegnativi, **CBF** si riserva di apportare modifiche senza preavviso.  
*The specifications are not binding, CBF reserves the right to introduce modifications without notice.*

Valvola OVERCENTRE in linea semplice effetto flangiabile, centro chiuso - acciaio  
*In line, flange mounted, single effect OVERCENTRE valve, closed centre - steel*

# mod. OVC-SE-L-F40-PST-CC



Corpo in acciaio  
*Steel body*

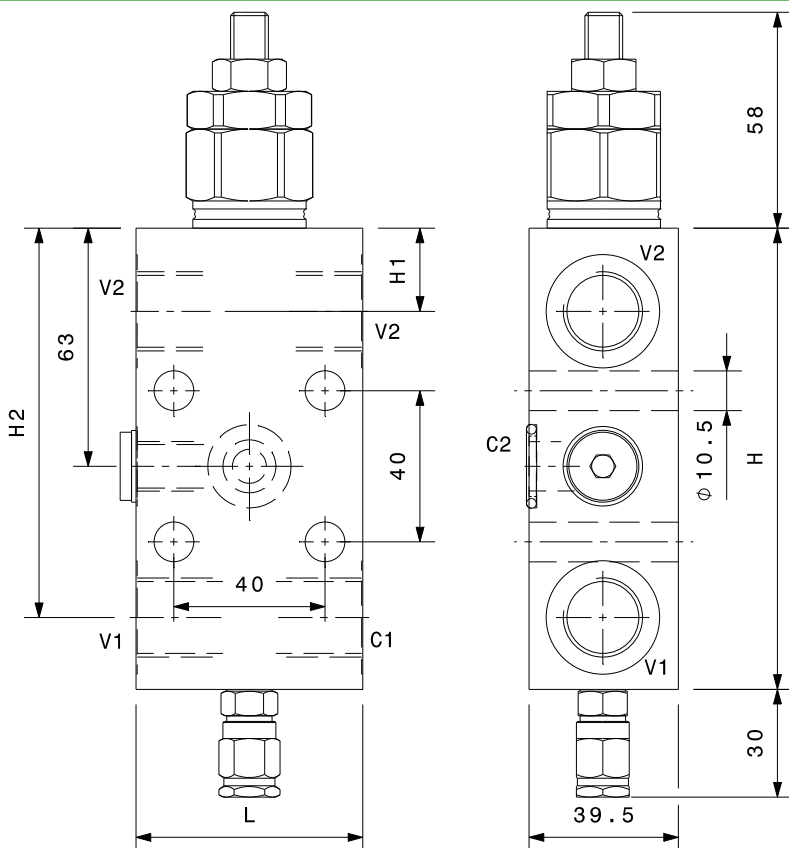
Pressione massima <i>Max pressure</i>	350 bar
Rapporto di pilotaggio <i>Pilot ratio</i>	4.25:1

Dati e tarature ottenuti usando olio con viscosità 30 cSt a 50°C <i>Performances and calibrations are carried out by using hydraulic oil with 30 cSt viscosity at 50°C</i>	
Viscosità consigliate <i>Recommended viscosity</i>	10 ÷ 420 cSt
Temperature di lavoro <i>Working temperature</i>	-20 ÷ +90 °C
Filtrazione assoluta <i>Absolute filtration</i>	25 µ

Modello <i>Type</i>	V, C	M	Portata max <i>Max. flow</i> l/min
OVCSELF40PSTCC-12	1/2" GAS	1/4" GAS	80
OVCSELF40PSTCC-34	3/4" GAS	1/4" GAS	120

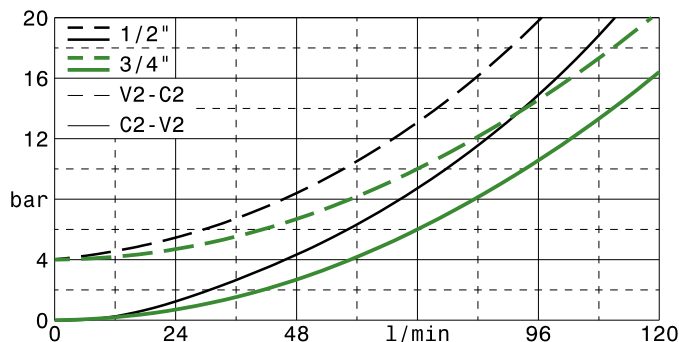
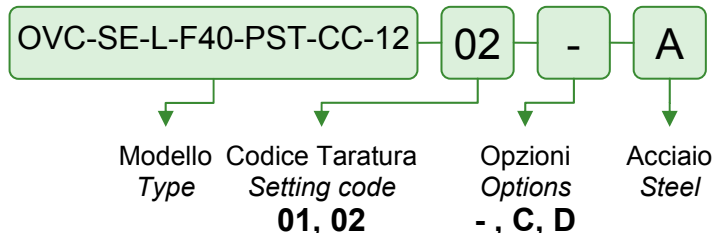
<b>Taratura <i>Setting</i></b>	La valvola deve essere tarata almeno 1.3 volte la massima pressione indotta dal carico <i>The valve must be set at least 1.3 times maximum load induced pressure</i>		
Codice <i>Code</i>	Taratura standard <i>Standard setting</i> bar (Q=5 l/min)	Campo di taratura <i>Adj. Pressure range</i> bar	Colore molla <i>Spring color</i>
01	100	20÷200	Bianco <i>White</i>
02	280	50÷350	Nero <i>Black</i>

Opzioni <i>Options</i>		
-	C	D



Dimensioni <i>Dimensions</i>	L	H	H1	H2
OVC-SE-L-F40-PST-CC-12	60	122	22	103
OVC-SE-L-F40-PST-CC-34	80	128	21	100

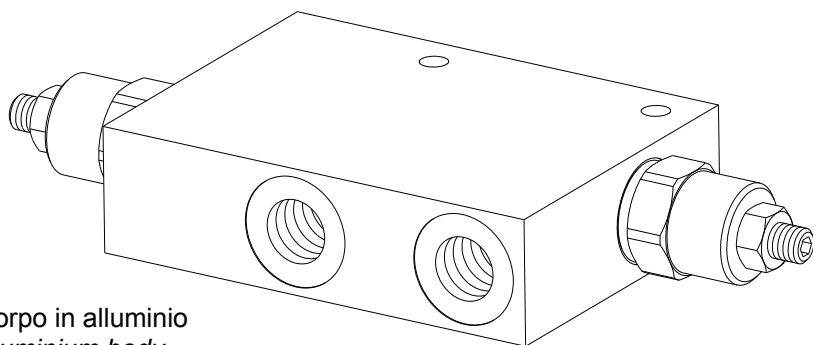
Sigla di ordinazione / Ordering code



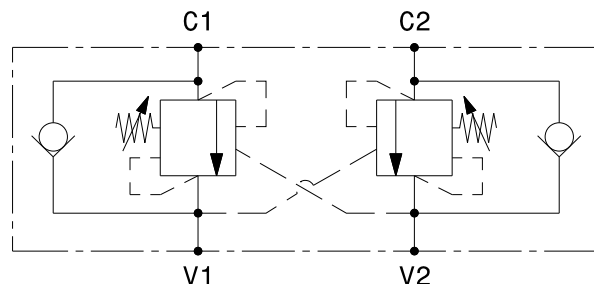
I dati non sono impegnativi, CBF si riserva di apportare modifiche senza preavviso.  
*The specifications are not binding, CBF reserves the right to introduce modifications without notice.*

Valvola OVERCENTRE doppio effetto  
 Double effect OVERCENTRE valve

mod. OVC-DE



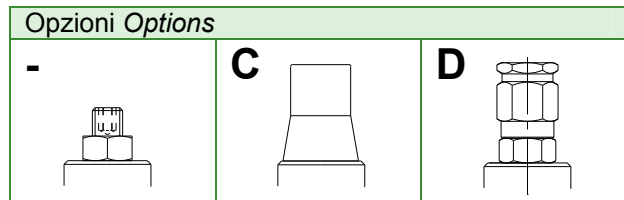
Corpo in alluminio  
 Aluminium body



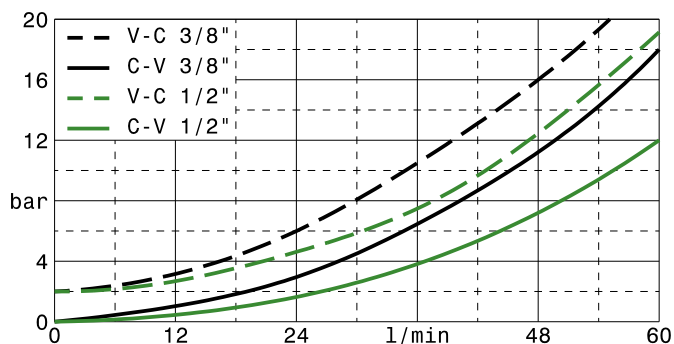
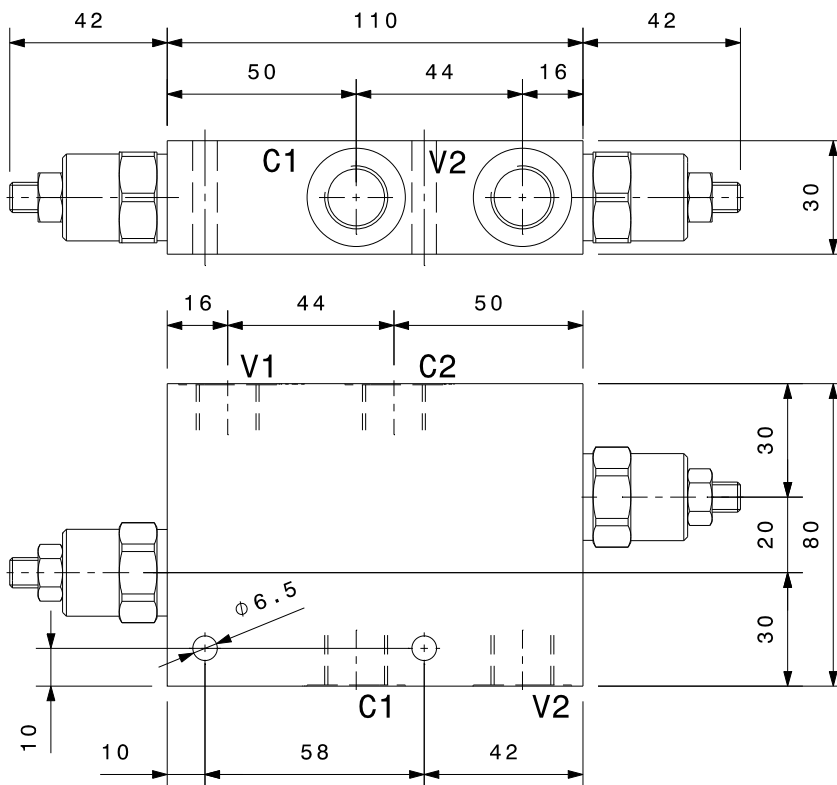
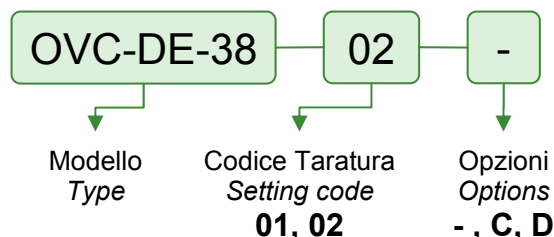
Pressione massima Max pressure	350 bar
Rapporto di pilotaggio Pilot ratio	4.25:1
Rapporti di pilotaggio a richiesta Pilot ratio upon request	3:1 8:1 10:1
Dati e tarature ottenuti usando olio con viscosità 30 cSt a 50°C Performances and calibrations are carried out by using hydraulic oil with 30 cSt viscosity at 50°C	
Viscosità consigliate Recommended viscosity	10 + 420 cSt
Temperatura di lavoro Working temperature	-20 + +90 °C
Filtrazione assoluta Absolute filtration	25 µ

Modello Type	V1, C1 V2, C2	Portata max Max. flow l/min
OVC-DE-38	3/8" GAS	40
OVC-DE-12	1/2" GAS	60

Taratura Setting	La valvola deve essere tarata almeno 1.3 volte la massima pressione indotta dal carico The valve must be set at least 1.3 times maximum load induced pressure		
Codice Code	Taratura standard Standard setting bar (Q=5 l/min)	Campo di taratura Adj. Pressure range bar	Colore molla Spring color
01	100	20÷200	Bianco White
02	280	50÷350	Nero Black



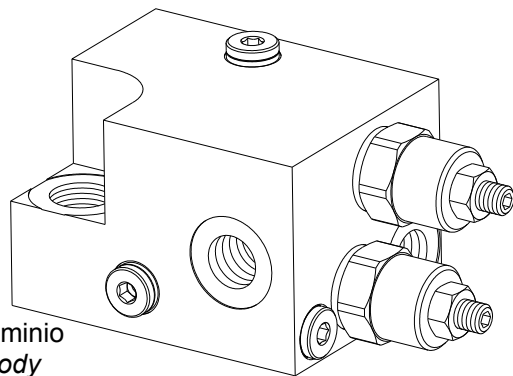
Sigla di ordinazione / Ordering code



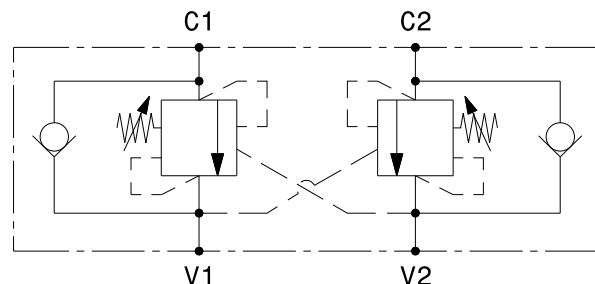
I dati non sono impegnativi, CBF si riserva di apportare modifiche senza preavviso.  
 The specifications are not binding, CBF reserves the right to introduce modifications without notice.

Valvola OVERCENTRE doppio effetto flangiabile con vite cava  
 Double effect OVERCENTRE valve – nipple screw flangeable

mod. OVC-DE-C



Corpo in alluminio  
 Aluminium body



Pressione massima <i>Max pressure</i>	350 bar
Rapporto di pilotaggio <i>Pilot ratio</i>	4.25:1
Rapporti di pilotaggio a richiesta <i>Pilot ratio upon request</i>	3:1 8:1 10:1

Dati e tarature ottenuti usando olio con viscosità 30 cSt a 50°C <i>Performances and calibrations are carried out by using hydraulic oil with 30 cSt viscosity at 50°C</i>	
Viscosità consigliate <i>Recommended viscosity</i>	10 ÷ 420 cSt
Temperature di lavoro <i>Working temperature</i>	-20 ÷ +90 °C
Filtrazione assoluta <i>Absolute filtration</i>	25 µ

Modello <i>Type</i>	V1 V2, C2	Portata max l/min <i>Max. flow l/min</i>
<b>OVC-DE-C-38</b>	<b>3/8" GAS</b>	<b>40</b>

**Taratura Setting**  
 La valvola deve essere tarata almeno 1.3 volte la massima pressione indotta dal carico  
*The valve must be set at least 1.3 times maximum load induced pressure*

Codice <i>Code</i>	Taratura standard <i>Standard setting bar (Q=5 l/min)</i>	Campo di taratura <i>Adj. Pressure range bar</i>	Colore molla <i>Spring color</i>
<b>01</b>	<b>100</b>	<b>20÷200</b>	<b>Bianco White</b>
<b>02</b>	<b>280</b>	<b>50÷350</b>	<b>Nero Black</b>

**Opzioni Options**

-	<b>C</b>	<b>D</b>

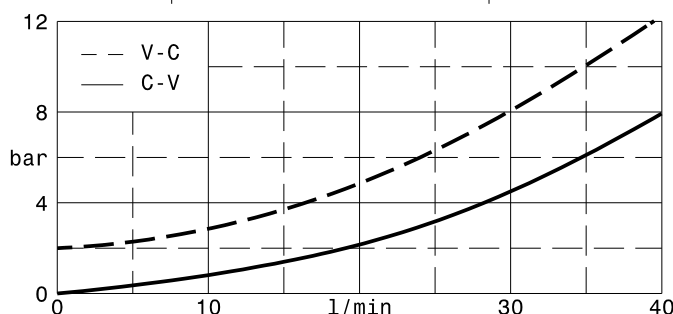
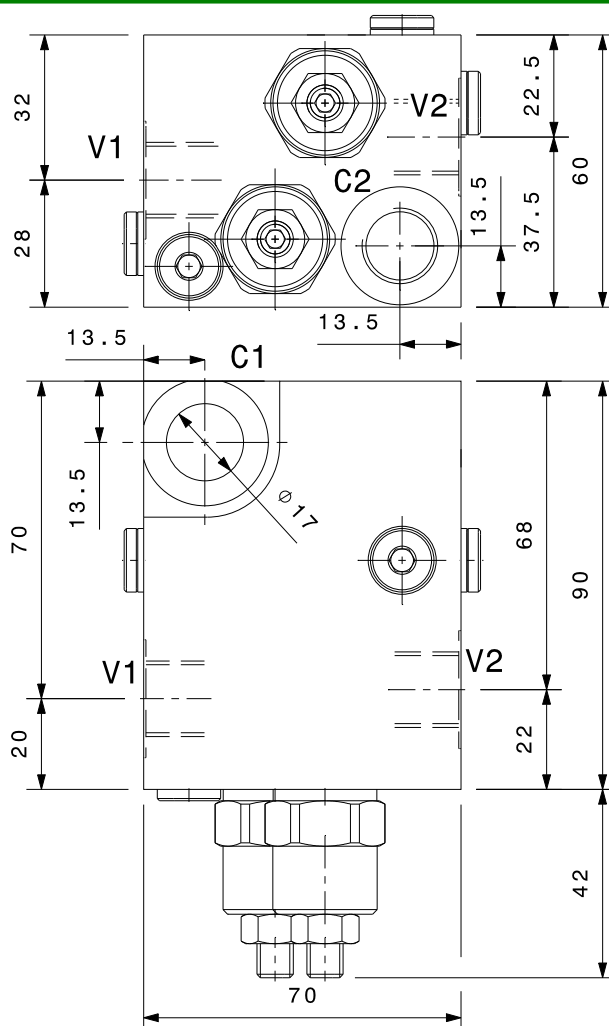
Vite cava disponibile a richiesta <i>Nipple screw available upon request</i>	Codice di ordinazione <i>Ordering code</i>
	<b>KITV0002</b>

Sigla di ordinazione / Ordering code

**OVC-DE-C-38**   **02**   **-**

↓                      ↓                      ↓

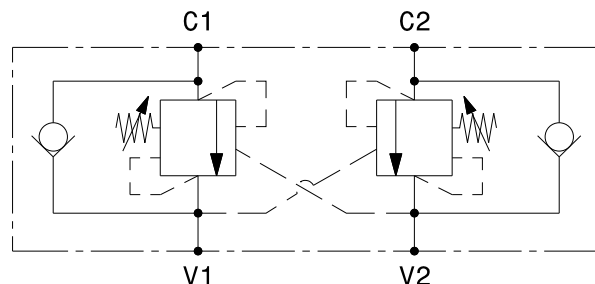
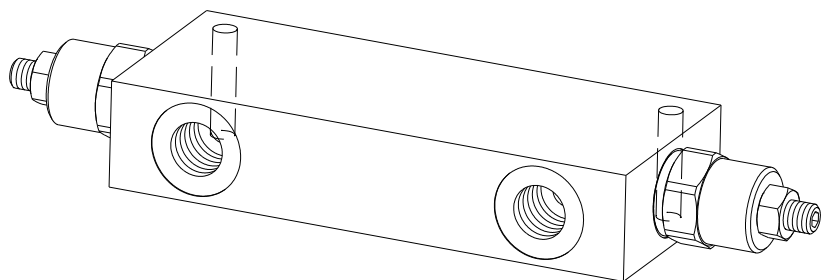
Modello            Codice Taratura    Opzioni  
*Type*                    *Setting code*            *Options*  
 01, 02                      - , C, D



I dati non sono impegnativi, CBF si riserva di apportare modifiche senza preavviso.  
 The specifications are not binding, CBF reserves the right to introduce modifications without notice.

**Valvola OVERCENTRE doppio effetto in linea**  
*In line, double effect OVERCENTRE valve*

**mod. OVC-DE-L**



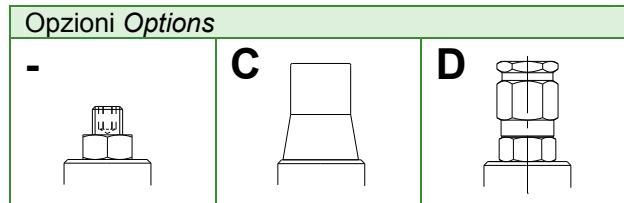
Versione con corpo in alluminio o in acciaio  
*Aluminium or steel body version*

Pressione massima <i>Max pressure</i>	350 bar
Rapporto di pilotaggio <i>Pilot ratio</i>	4.25:1
Rapporti di pilotaggio a richiesta <i>Pilot ratio upon request</i>	3:1 8:1 10:1

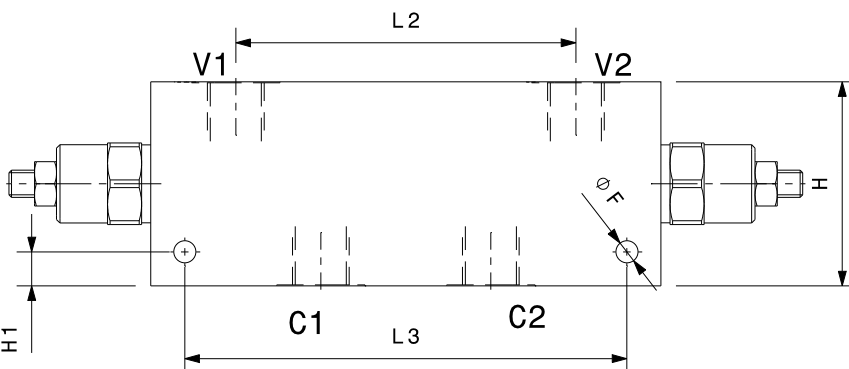
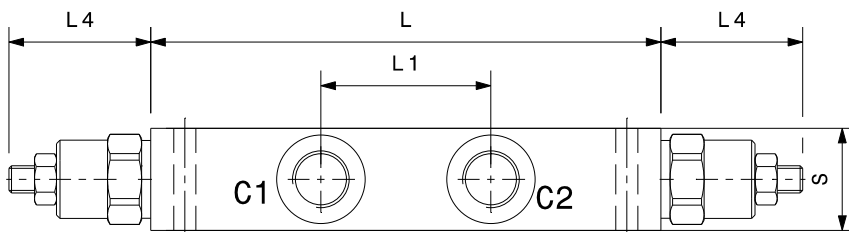
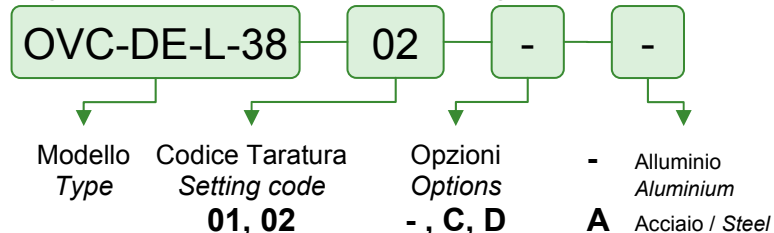
Dati e tarature ottenuti usando olio con viscosità 30 cSt a 50°C <i>Performances and calibrations are carried out by using hydraulic oil with 30 cSt viscosity at 50°C</i>	
Viscosità consigliate <i>Recommended viscosity</i>	10 ÷ 420 cSt
Temperature di lavoro <i>Working temperature</i>	-20 ÷ +90 °C
Filtrazione assoluta <i>Absolute filtration</i>	25 µ

Modello <i>Type</i>	V1, V2 C1, C2	Portata max <i>Max. flow</i> l/min
OVC-DE-L-38	3/8" GAS	40
OVC-DE-L-12	1/2" GAS	60
OVC-DE-L-34	3/4" GAS	100
OVC-DE-L-10	1" GAS	120

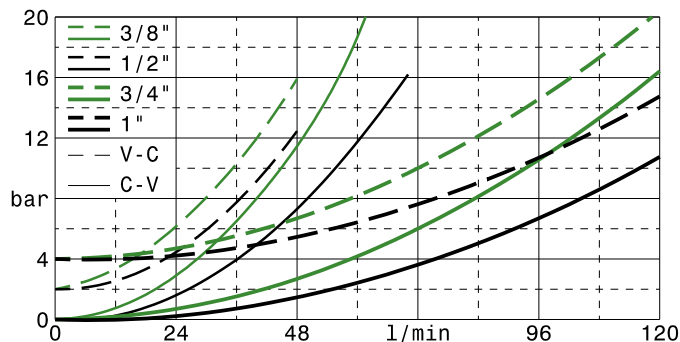
<b>Taratura <i>Setting</i></b>	La valvola deve essere tarata almeno 1.3 volte la massima pressione indotta dal carico <i>The valve must be set at least 1.3 times maximum load induced pressure</i>		
Codice <i>Code</i>	Taratura standard <i>Standard setting</i> bar (Q=5 l/min)	Campo di taratura <i>Adj. Pressure range</i> bar	Colore molla <i>Spring color</i>
01	100	20÷200	Bianco <i>White</i>
02	280	50÷350	Nero <i>Black</i>



**Sigla di ordinazione / Ordering code**



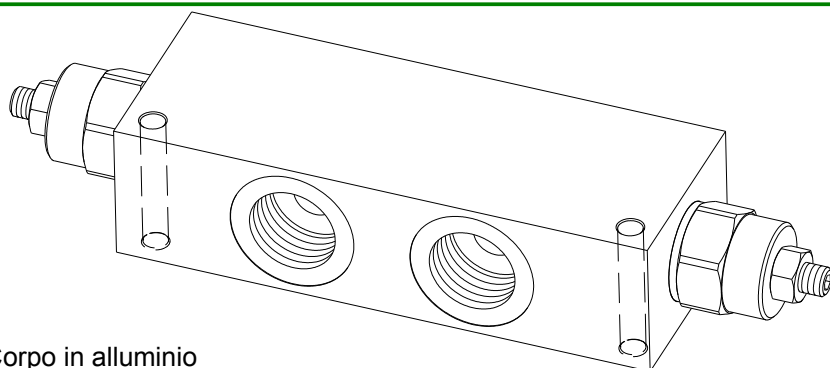
Dimensioni <i>Dimensions</i>	L	H	S	L1	L2	L3	L4	H1	F
OVC-DE-L-38	150	60	30	50	100	130	42	10	6.5
OVC-DE-L-12	150	60	30	50	100	130	42	10	6.5
OVC-DE-L-34	190	70	40	64	138	170	46	10	8.5
OVC-DE-L-10	190	70	50	64	132	170	46	10	8.5



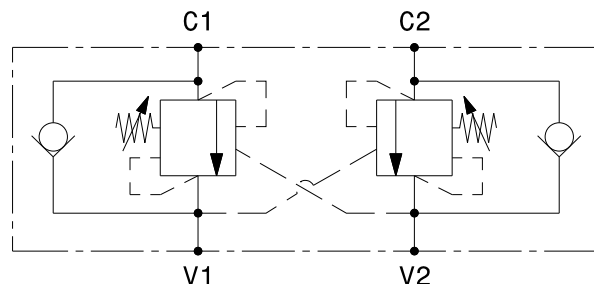
I dati non sono impegnativi, **CBF** si riserva di apportare modifiche senza preavviso.  
*The specifications are not binding, CBF reserves the right to introduce modifications without notice.*

Valvola OVERCENTRE doppio effetto in linea  
*In line, double effect OVERCENTRE valve*

mod. **OVC-DE-L-200**



Corpo in alluminio  
 Aluminium body



Pressione massima <i>Max pressure</i>	350 bar
Rapporto di pilotaggio <i>Pilot ratio</i>	4:1
Rapporti di pilotaggio a richiesta <i>Pilot ratio upon request</i>	3:1 8:1

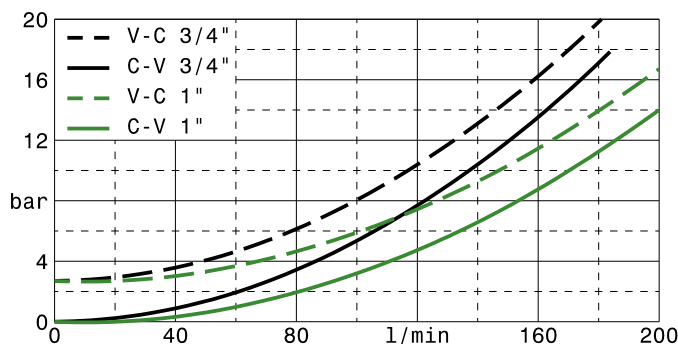
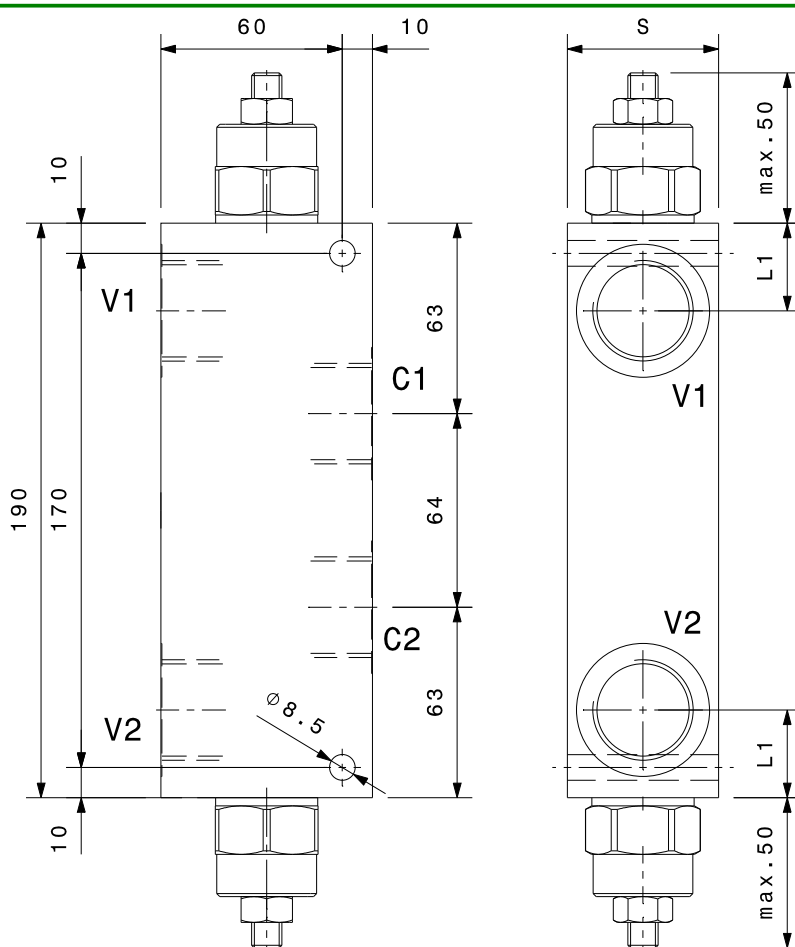
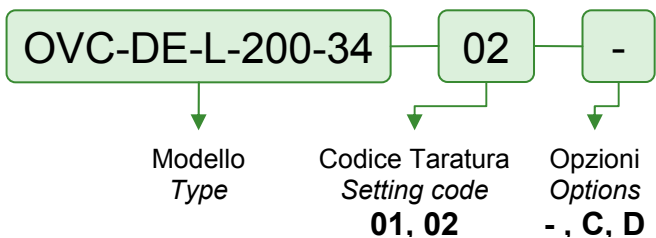
Dati e tarature ottenuti usando olio con viscosità 30 cSt a 50°C <i>Performances and calibrations are carried out by using hydraulic oil with 30 cSt viscosity at 50°C</i>	
Viscosità consigliate <i>Recommended viscosity</i>	10 ÷ 420 cSt
Temperatura di lavoro <i>Working temperature</i>	-20 ÷ +90 °C
Filtrazione assoluta <i>Absolute filtration</i>	25 µ

Modello <i>Type</i>	V1, V2 C1, C2	S	L1	Portata max <i>Max. flow</i> l/min
OVC-DE-L-200-34	3/4" GAS	40	26	150
OVC-DE-L-200-10	1" GAS	50	29	200

Taratura <i>Setting</i>	La valvola deve essere tarata almeno 1.3 volte la massima pressione indotta dal carico <i>The valve must be set at least 1.3 times maximum load induced pressure</i>		
Codice <i>Code</i>	Taratura standard <i>Standard setting</i> bar (Q=5 l/min)	Campo di taratura <i>Adj. Pressure range</i> bar	Colore molla <i>Spring color</i>
01	100	20÷200	Bianco <i>White</i>
02	280	50÷350	Nero <i>Black</i>

Opzioni <i>Options</i>		
-	C	D

Sigla di ordinazione / Ordering code

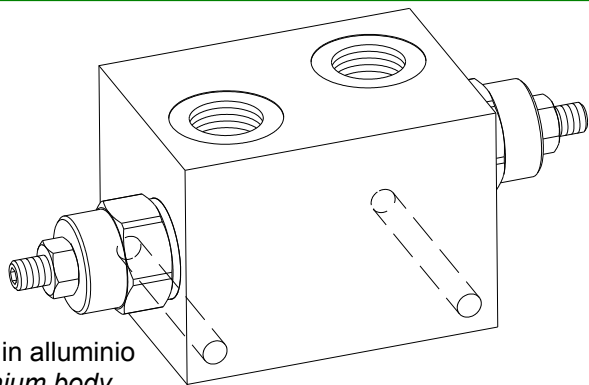


I dati non sono impegnativi, **CBF** si riserva di apportare modifiche senza preavviso.  
*The specifications are not binding, CBF reserves the right to introduce modifications without notice.*

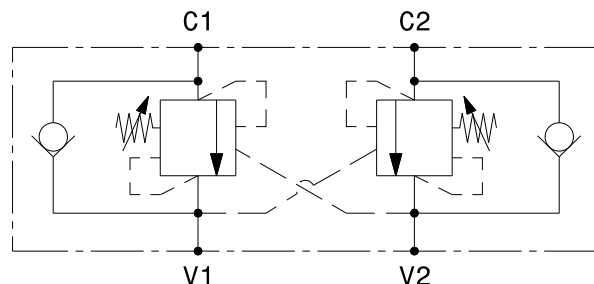


Valvola OVERCENTRE doppio effetto in linea  
*In line, double effect OVERCENTRE valve*

mod. **OVC-DE-L-2001**

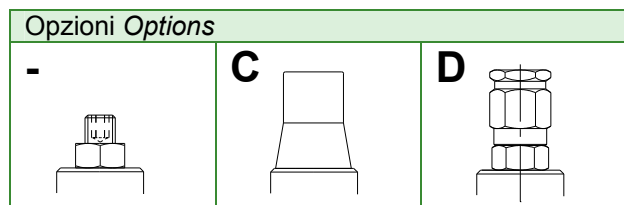


Corpo in alluminio  
 Aluminium body

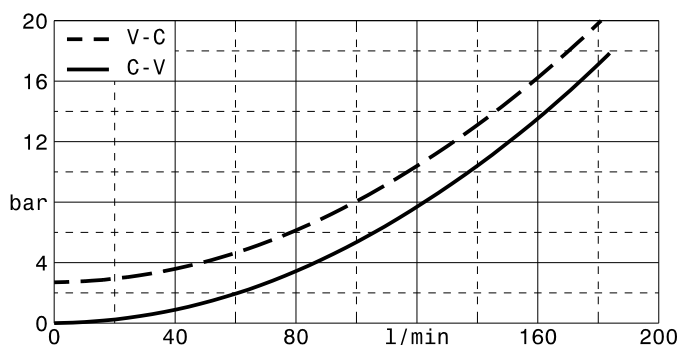
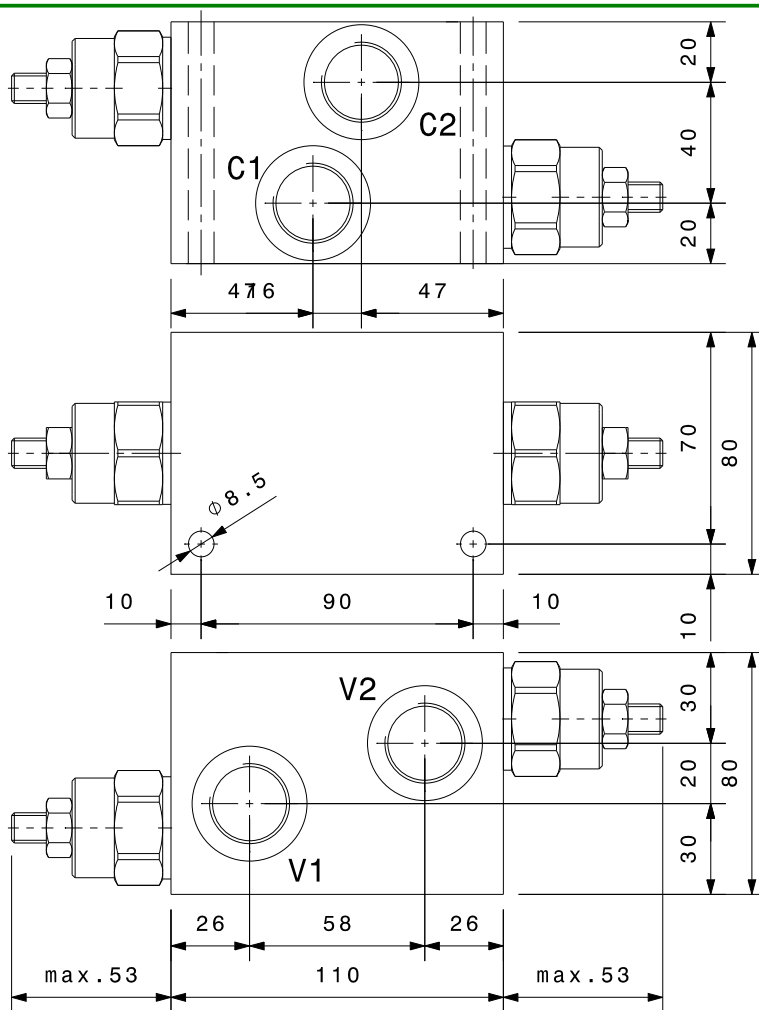
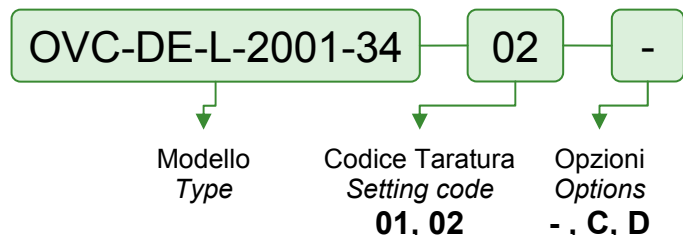


Pressione massima <i>Max pressure</i>	350 bar	
Rapporto di pilotaggio <i>Pilot ratio</i>	4:1	
Rapporti di pilotaggio a richiesta <i>Pilot ratio upon request</i>	3:1	8:1
Dati e tarature ottenuti usando olio con viscosità 30 cSt a 50°C <i>Performaces and calibrations are carried out by using hydraulic oil with 30 cSt viscosity at 50°C</i>		
Viscosità consigliate <i>Recommended viscosity</i>	10 ÷ 420 cSt	
Temperature di lavoro <i>Working temperature</i>	-20 ÷ +90 °C	
Filtrazione assoluta <i>Absolute filtration</i>	25 µ	
Modello <i>Type</i>	V1, V2 C1, C2	Portata max <i>Max. flow</i> l/min
<b>OVC-DE-L-2001-34</b>	<b>3/4" GAS</b>	<b>150</b>

Taratura <i>Setting</i>	La valvola deve essere tarata almeno 1.3 volte la massima pressione indotta dal carico <i>The valve must be set at least 1.3 times maximum load induced pressure</i>		
Codice <i>Code</i>	Taratura standard <i>Standard setting</i> bar (Q=5 l/min)	Campo di taratura <i>Adj. Pressure range</i> bar	Colore molla <i>Spring color</i>
<b>01</b>	<b>100</b>	<b>20÷200</b>	<b>Bianco</b> <i>White</i>
<b>02</b>	<b>280</b>	<b>50÷350</b>	<b>Nero</b> <i>Black</i>



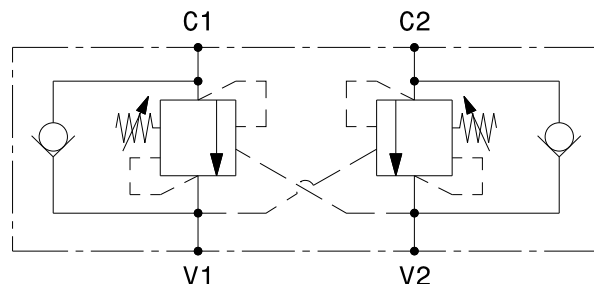
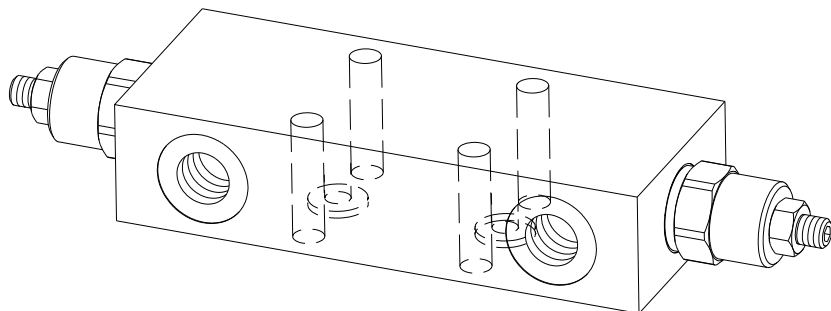
Sigla di ordinazione / Ordering code



I dati non sono impegnativi, **CBF** si riserva di apportare modifiche senza preavviso.  
 The specifications are not binding, **CBF** reserves the right to introduce modifications without notice.

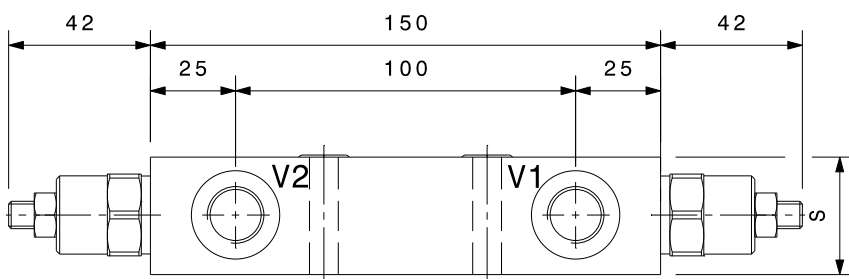
Valvola OVERCENTRE doppio effetto in linea flangiabile  
*Flangeable, in line, double effect OVERCENTRE valve*

mod. **OVC-DE-L-F40**

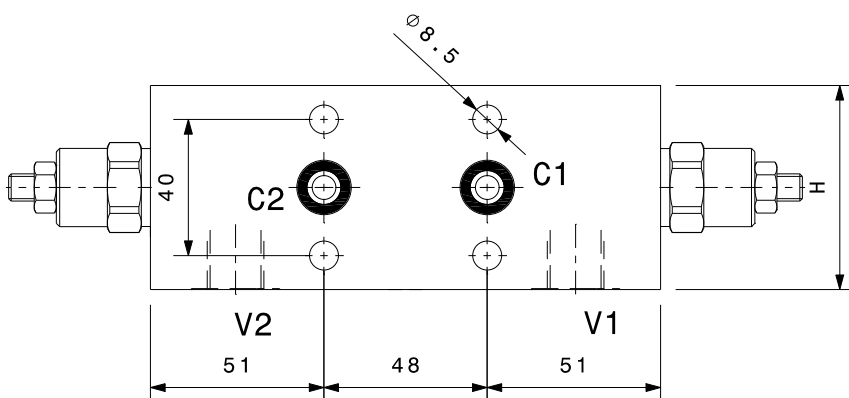


Versione con corpo in alluminio o in acciaio  
*Aluminium or steel body version*

Pressione massima <i>Max pressure</i>	350 bar
Rapporto di pilotaggio <i>Pilot ratio</i>	4.25:1
Rapporti di pilotaggio a richiesta <i>Pilot ratio upon request</i>	3:1 8:1 10:1
Dati e tarature ottenuti usando olio con viscosità 30 cSt a 50°C <i>Performaces and calibrations are carried out by using hydraulic oil with 30 cSt viscosity at 50°C</i>	
Viscosità consigliate <i>Recommended viscosity</i>	10 ÷ 420 cSt
Temperatura di lavoro <i>Working temperature</i>	-20 ÷ +90 °C
Filtrazione assoluta <i>Absolute filtration</i>	25 µ

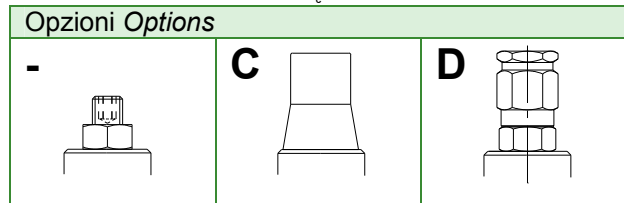


Modello <i>Type</i>	V1, V2	Portata max <i>Max. flow</i> l/min
<b>OVC-DE-L-F40-38</b>	3/8" GAS	<b>40</b>
<b>OVC-DE-L-F40-12</b>	1/2" GAS	<b>60</b>

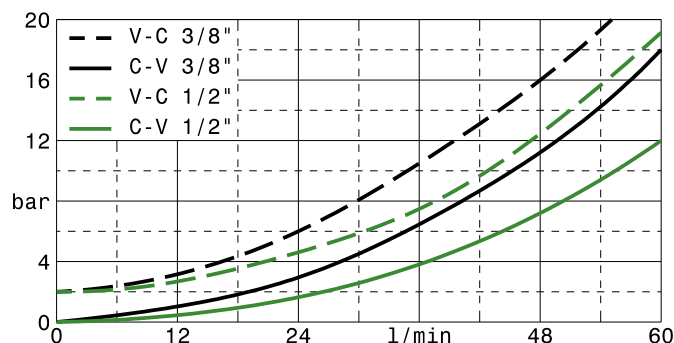
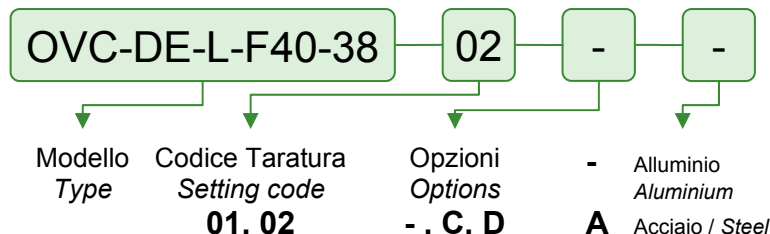


<b>Taratura <i>Setting</i></b>	La valvola deve essere tarata almeno 1.3 volte la massima pressione indotta dal carico <i>The valve must be set at least 1.3 times maximum load induced pressure</i>		
<b>Codice <i>Code</i></b>	Taratura standard <i>Standard setting</i> bar (Q=5 l/min)	Campo di taratura <i>Adj. Pressure range</i> bar	Colore molla <i>Spring color</i>
<b>01</b>	<b>100</b>	<b>20÷200</b>	Bianco <i>White</i>
<b>02</b>	<b>280</b>	<b>50÷350</b>	Nero <i>Black</i>

Dimensioni <i>Dimensions</i>	H	S
OVC-DE-L-F40-38	60	30
OVC-DE-L-F40-12	70	35



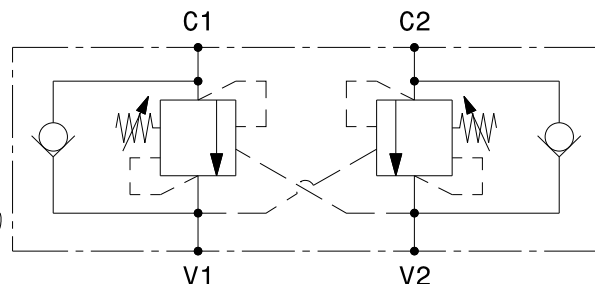
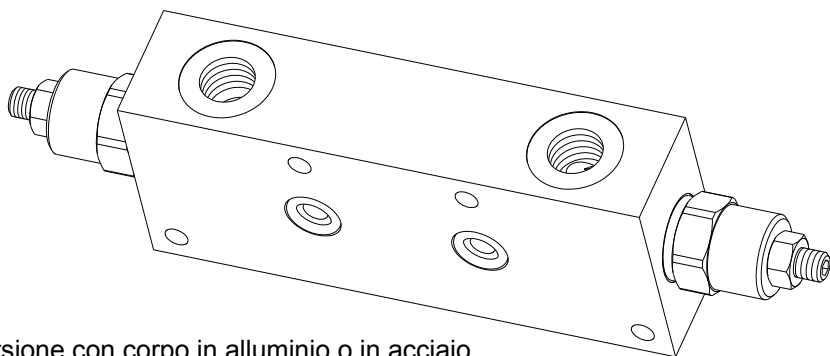
Sigla di ordinazione / *Ordering code*



I dati non sono impegnativi, **CBF** si riserva di apportare modifiche senza preavviso.  
*The specifications are not binding, CBF reserves the right to introduce modifications without notice.*

Valvola OVERCENTRE doppio effetto in linea flangiabile  
*Flangeable, in line, double effect OVERCENTRE valve*

mod. **OVC-DE-LF48**



Versione con corpo in alluminio o in acciaio  
*Aluminium or steel body version*

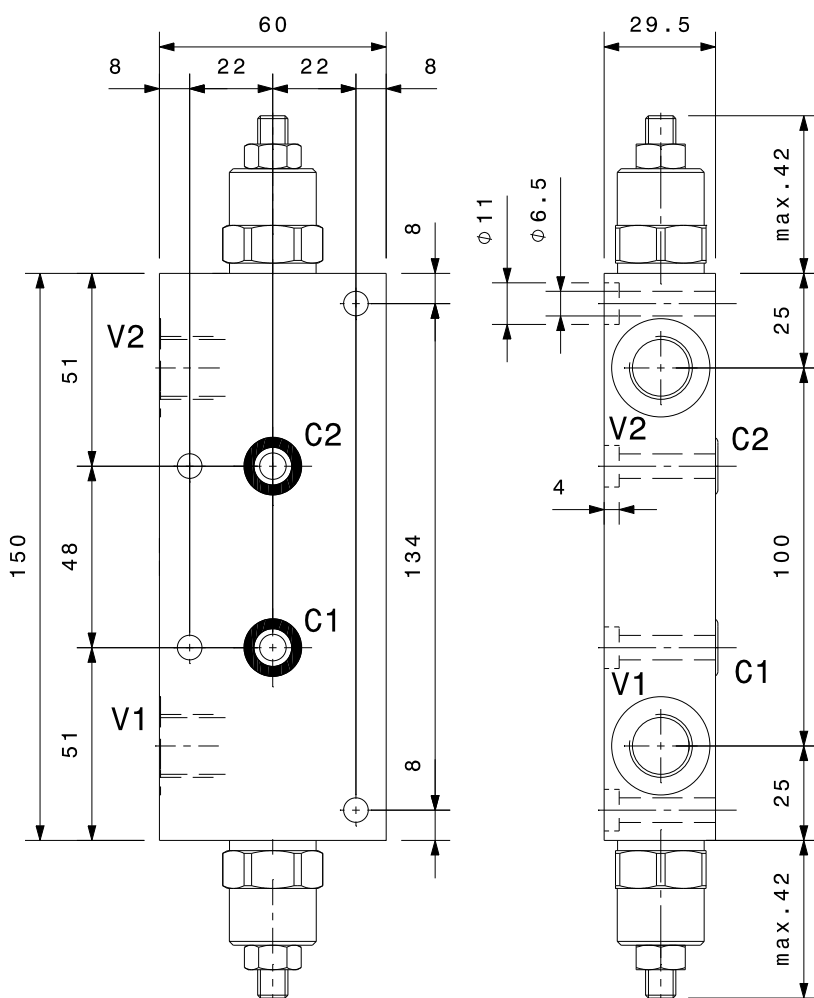
Pressione massima <i>Max pressure</i>	350 bar
Rapporto di pilotaggio <i>Pilot ratio</i>	4.25:1
Rapporti di pilotaggio a richiesta <i>Pilot ratio upon request</i>	3:1 8:1 10:1
Dati e tarature ottenuti usando olio con viscosità 30 cSt a 50°C <i>Performaces and calibrations are carried out by using hydraulic oil with 30 cSt viscosity at 50°C</i>	
Viscosità consigliate <i>Recommended viscosity</i>	10 ÷ 420 cSt
Temperature di lavoro <i>Working temperature</i>	-20 ÷ +90 °C
Filtrazione assoluta <i>Absolute filtration</i>	25 µ

Modello <i>Type</i>	V1, V2	Portata max <i>Max. flow</i> l/min
<b>OVC-DE-LF48-38</b>	3/8" GAS	<b>40</b>

<b>Taratura <i>Setting</i></b>	La valvola deve essere tarata almeno 1.3 volte la massima pressione indotta dal carico <i>The valve must be set at least 1.3 times maximum load induced pressure</i>		
Codice <i>Code</i>	Taratura standard <i>Standard setting</i> bar (Q=5 l/min)	Campo di taratura <i>Adj. Pressure range</i> bar	Colore molla <i>Spring color</i>
<b>01</b>	<b>100</b>	<b>20÷200</b>	Bianco <i>White</i>
<b>02</b>	<b>280</b>	<b>50÷350</b>	Nero <i>Black</i>

**Opzioni Options**

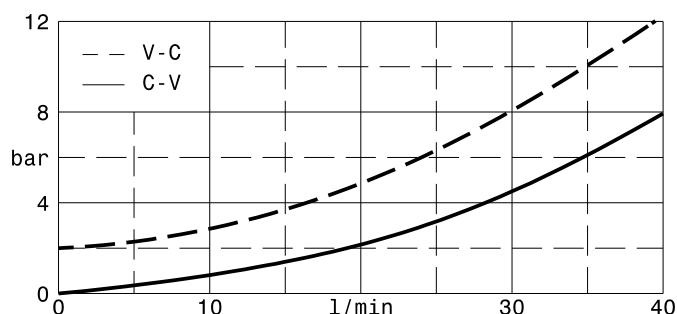
-	<b>C</b>	<b>D</b>



**Sigla di ordinazione / Ordering code**

**OVC-DE-L-F48-38**    **02**    **-**    **-**

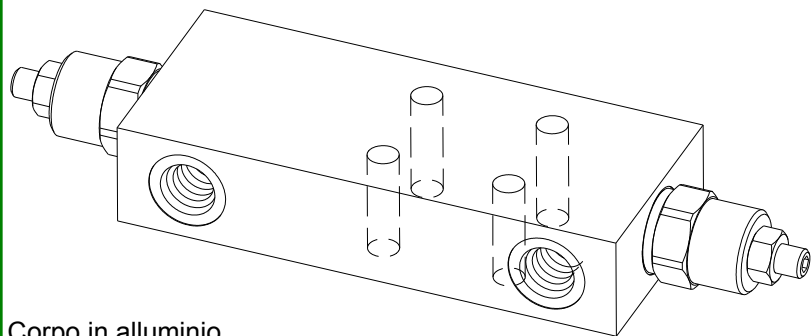
Modello <i>Type</i>	Codice Taratura <i>Setting code</i>	Opzioni <i>Options</i>	- Alluminio <i>Aluminium</i>
	<b>01, 02</b>	<b>- , C, D</b>	<b>A</b> Acciaio / <i>Steel</i>



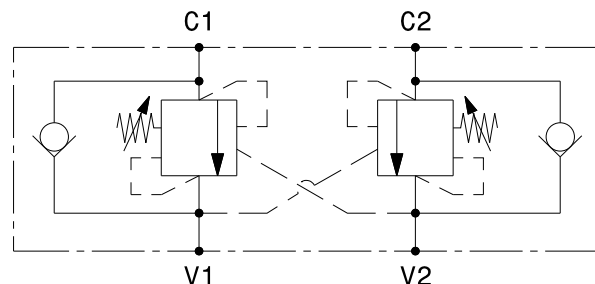
I dati non sono impegnativi, **CBF** si riserva di apportare modifiche senza preavviso.  
*The specifications are not binding, CBF reserves the right to introduce modifications without notice.*

Valvola OVERCENTRE doppio effetto in linea flangiabile  
*Flangeable, in line, double effect OVERCENTRE valve*

mod. **OVC-DE-L-F3014**



Corpo in alluminio  
*Aluminium body*

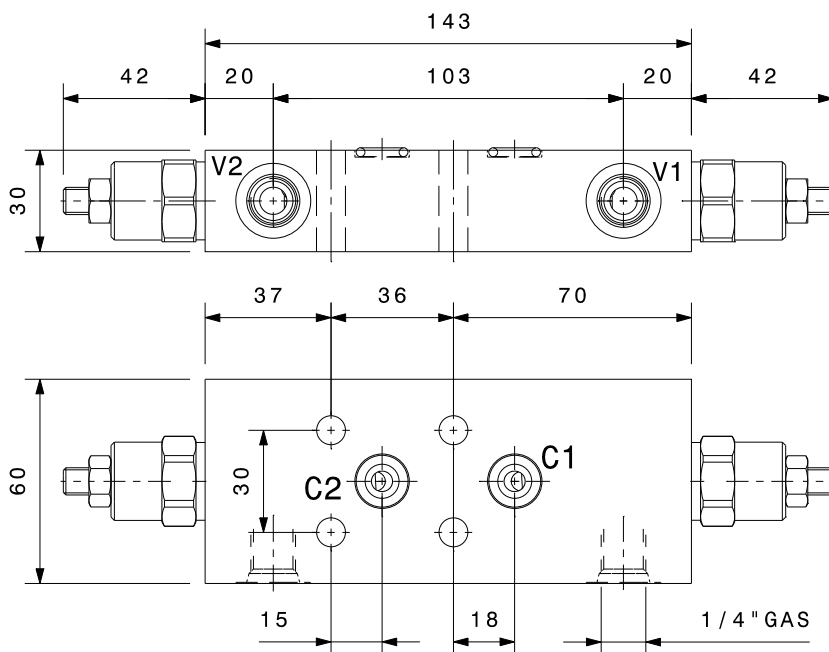
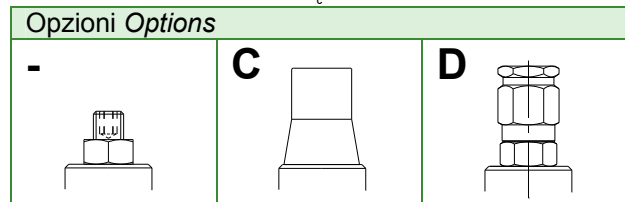


Pressione massima <i>Max pressure</i>	350 bar
Rapporto di pilotaggio <i>Pilot ratio</i>	4.25:1
Rapporti di pilotaggio a richiesta <i>Pilot ratio upon request</i>	3:1 8:1 10:1

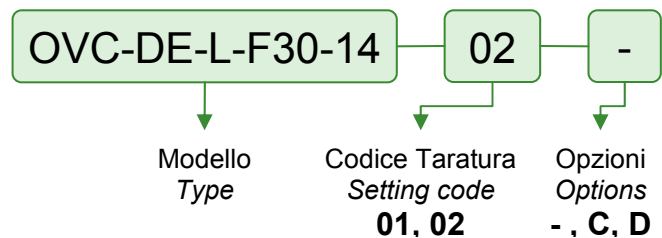
Dati e tarature ottenuti usando olio con viscosità 30 cSt a 50°C <i>Performances and calibrations are carried out by using hydraulic oil with 30 cSt viscosity at 50°C</i>	
Viscosità consigliate <i>Recommended viscosity</i>	10 ÷ 420 cSt
Temperature di lavoro <i>Working temperature</i>	-20 ÷ +90 °C
Filtrazione assoluta <i>Absolute filtration</i>	25 µ

Modello <i>Type</i>	V1, V2	Portata max <i>Max. flow</i> l/min
<b>OVC-DE-L-F30-14</b>	1/4" GAS	<b>20</b>

<b>Taratura <i>Setting</i></b>	La valvola deve essere tarata almeno 1.3 volte la massima pressione indotta dal carico <i>The valve must be set at least 1.3 times maximum load induced pressure</i>		
Codice <i>Code</i>	Taratura standard <i>Standard setting</i> bar (Q=5 l/min)	Campo di taratura <i>Adj. Pressure range</i> bar	Colore molla <i>Spring color</i>
<b>01</b>	<b>100</b>	<b>20÷200</b>	Bianco <i>White</i>
<b>02</b>	<b>280</b>	<b>50÷350</b>	Nero <i>Black</i>



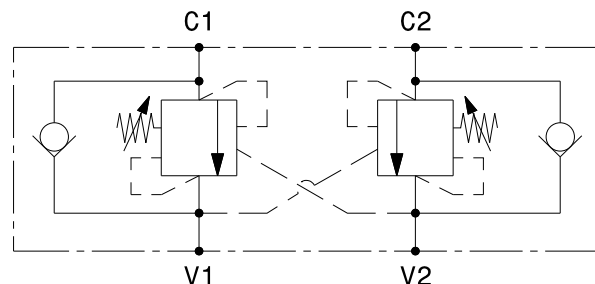
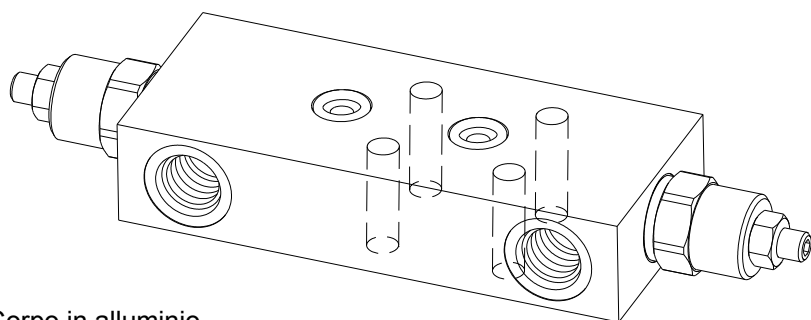
Sigla di ordinazione / Ordering code



I dati non sono impegnativi, **CBF** si riserva di apportare modifiche senza preavviso.  
*The specifications are not binding, CBF reserves the right to introduce modifications without notice.*

Valvola OVERCENTRE doppio effetto in linea flangiabile  
*Flangeable, in line, double effect OVERCENTRE valve*

mod. **OVC-DE-L-F3038**



Corpo in alluminio  
 Aluminium body

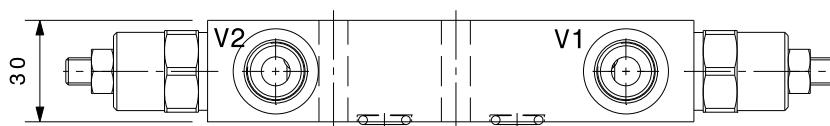
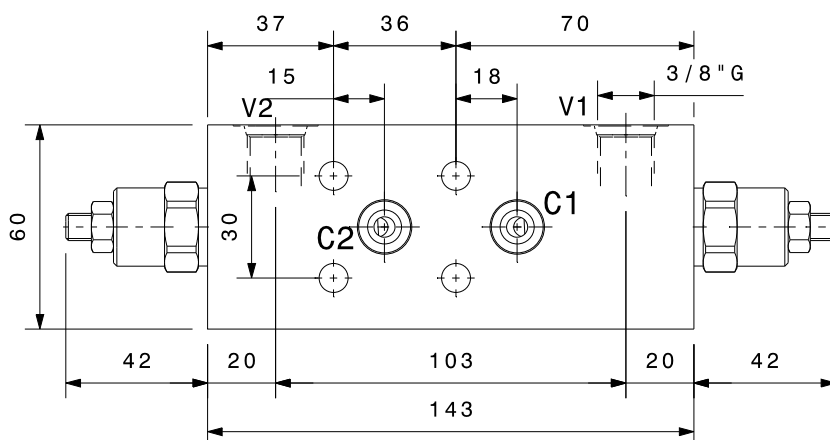
Pressione massima <i>Max pressure</i>	350 bar
Rapporto di pilotaggio <i>Pilot ratio</i>	4.25:1
Rapporti di pilotaggio a richiesta <i>Pilot ratio upon request</i>	3:1 8:1 10:1

Dati e tarature ottenuti usando olio con viscosità 30 cSt a 50°C <i>Performances and calibrations are carried out by using hydraulic oil with 30 cSt viscosity at 50°C</i>	
Viscosità consigliate <i>Recommended viscosity</i>	10 ÷ 420 cSt
Temperature di lavoro <i>Working temperature</i>	-20 ÷ +90 °C
Filtrazione assoluta <i>Absolute filtration</i>	25 µ

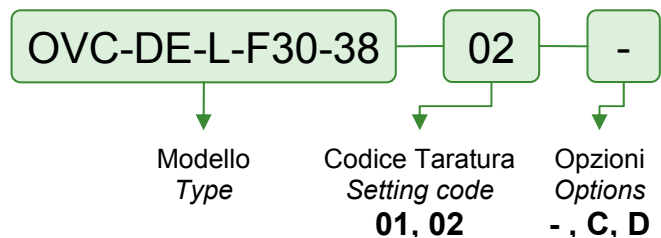
Modello <i>Type</i>	V1, V2	Portata max <i>Max. flow</i> l/min
<b>OVC-DE-L-F30-38</b>	<b>3/8" GAS</b>	<b>40</b>

<b>Taratura <i>Setting</i></b>	La valvola deve essere tarata almeno 1.3 volte la massima pressione indotta dal carico <i>The valve must be set at least 1.3 times maximum load induced pressure</i>		
<b>Codice <i>Code</i></b>	<b>Taratura standard <i>Standard setting</i> bar (Q=5 l/min)</b>	<b>Campo di taratura <i>Adj. Pressure range</i> bar</b>	<b>Colore molla <i>Spring color</i></b>
<b>01</b>	<b>100</b>	<b>20÷200</b>	<b>Bianco <i>White</i></b>
<b>02</b>	<b>280</b>	<b>50÷350</b>	<b>Nero <i>Black</i></b>

Opzioni <i>Options</i>		
-	<b>C</b>	<b>D</b>



Sigla di ordinazione / Ordering code

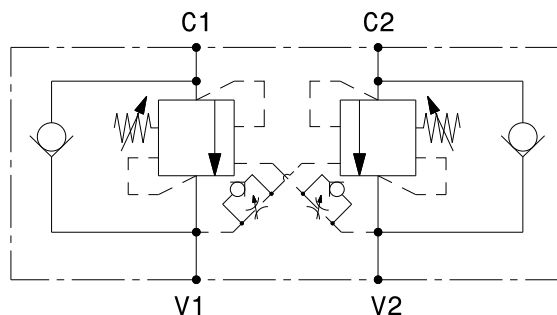
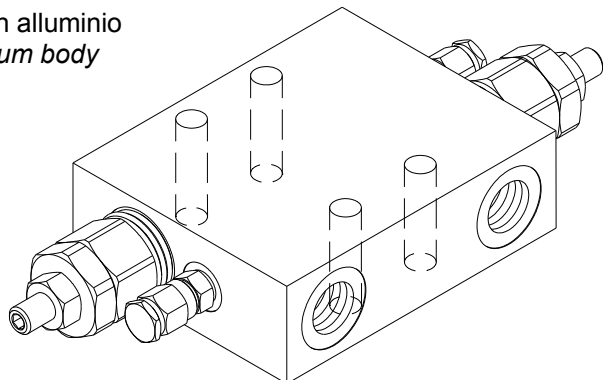


I dati non sono impegnativi, **CBF** si riserva di apportare modifiche senza preavviso.  
*The specifications are not binding, CBF reserves the right to introduce modifications without notice.*

Valvola OVERCENTRE doppio effetto in linea flangiabile  
*Flangeable, in line, double effect OVERCENTRE valve*

mod. **OVC-DE-F2-PST**

Corpo in alluminio  
*Aluminium body*

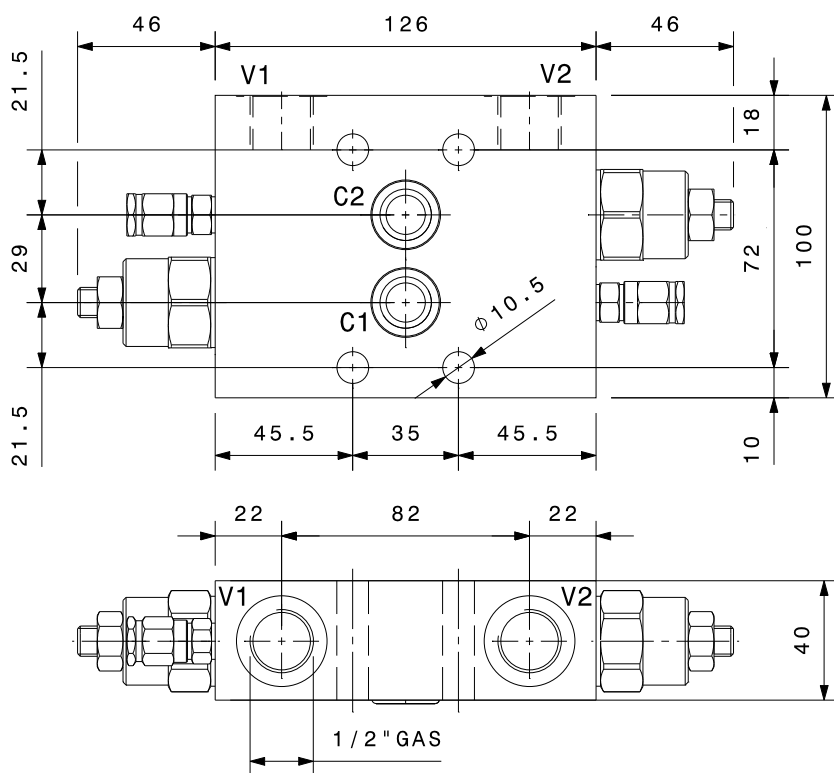


Pressione massima <i>Max pressure</i>	350 bar
Rapporto di pilotaggio <i>Pilot ratio</i>	4.25:1
Rapporti di pilotaggio a richiesta <i>Pilot ratio upon request</i>	3:1 8:1 10:1
Dati e tarature ottenuti usando olio con viscosità 30 cSt a 50°C <i>Performaces and calibrations are carried out by using hydraulic oil with 30 cSt viscosity at 50°C</i>	
Viscosità consigliate <i>Recommended viscosity</i>	10 ÷ 420 cSt
Temperature di lavoro <i>Working temperature</i>	-20 ÷ +90 °C
Filtrazione assoluta <i>Absolute filtration</i>	25 µ

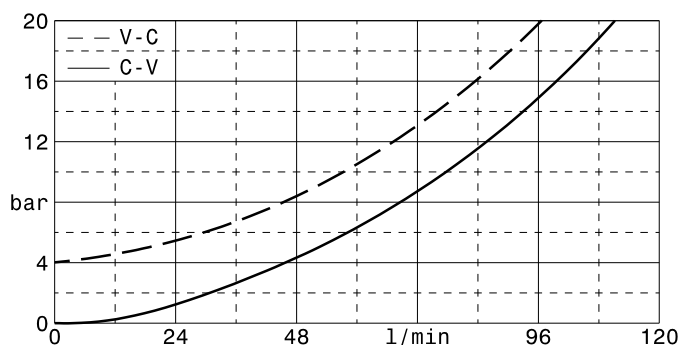
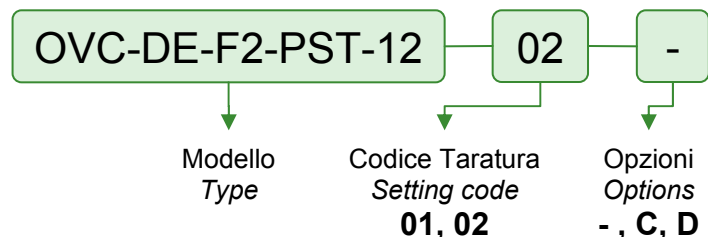
Modello <i>Type</i>	V1, V2	Portata max <i>Max. flow</i> l/min
<b>OVC-DE-F2-PST-12</b>	1/2" GAS	<b>60</b>

<b>Taratura <i>Setting</i></b>	La valvola deve essere tarata almeno 1.3 volte la massima pressione indotta dal carico <i>The valve must be set at least 1.3 times maximum load induced pressure</i>		
<b>Codice <i>Code</i></b>	Taratura standard <i>Standard setting</i> bar (Q=5 l/min)	Campo di taratura <i>Adj. Pressure range</i> bar	Colore molla <i>Spring color</i>
<b>01</b>	<b>100</b>	<b>20÷200</b>	<b>Bianco <i>White</i></b>
<b>02</b>	<b>280</b>	<b>50÷350</b>	<b>Nero <i>Black</i></b>

Opzioni <i>Options</i>		
-	<b>C</b>	<b>D</b>



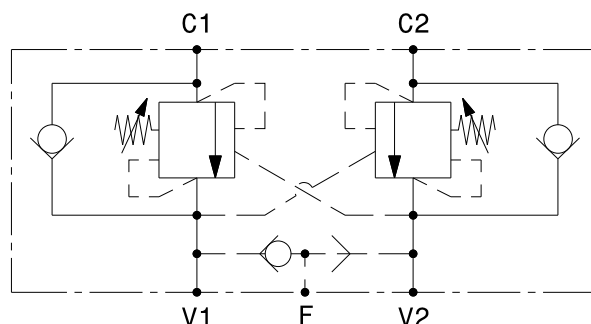
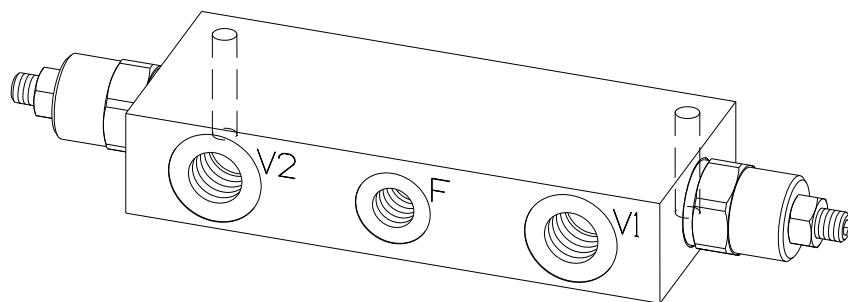
Sigla di ordinazione / *Ordering code*



I dati non sono impegnativi, **CBF** si riserva di apportare modifiche senza preavviso.  
*The specifications are not binding, CBF reserves the right to introduce modifications without notice.*

Valvola OVERCENTRE doppio effetto in linea con sblocco freno  
*In line, double effect OVERCENTRE valve with brake unclamping*

mod. **OVC-DE-L-SF**



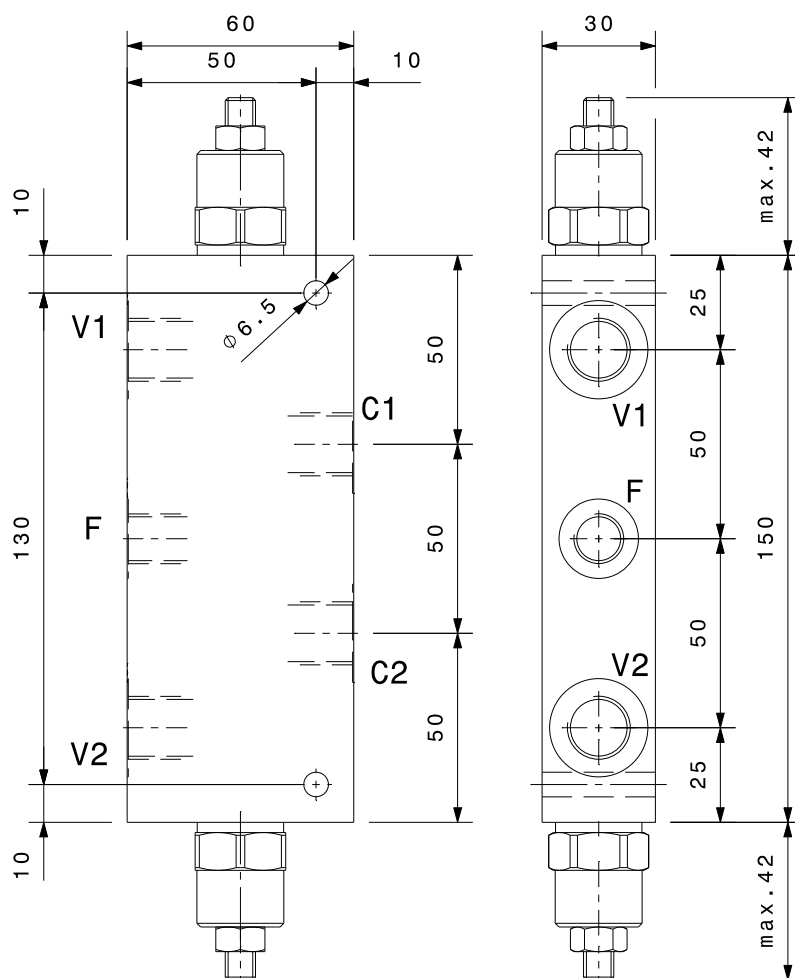
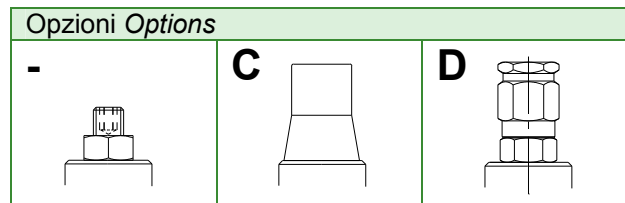
Versione con corpo in alluminio o in acciaio  
*Aluminium or steel body version*

Pressione massima <i>Max pressure</i>	350 bar
Rapporto di pilotaggio <i>Pilot ratio</i>	4.25:1
Rapporti di pilotaggio a richiesta <i>Pilot ratio upon request</i>	3:1 8:1 10:1

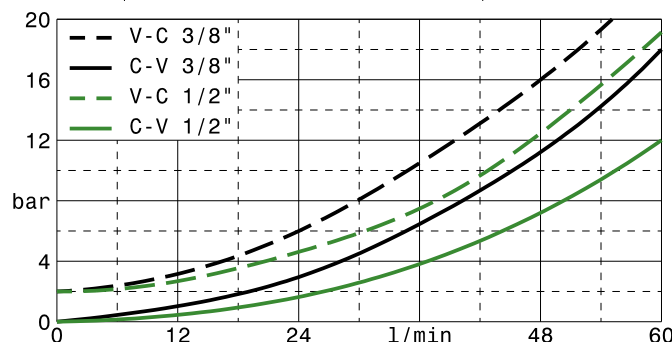
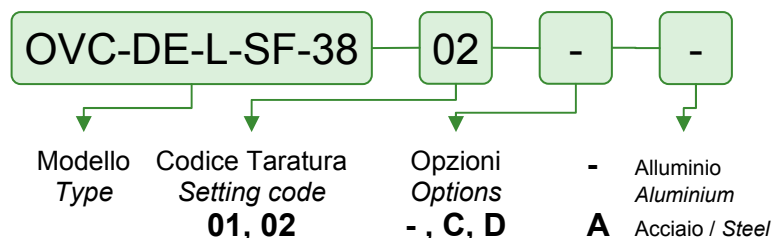
Dati e tarature ottenuti usando olio con viscosità 30 cSt a 50°C <i>Performaces and calibrations are carried out by using hydraulic oil with 30 cSt viscosity at 50°C</i>	
Viscosità consigliate <i>Recommended viscosity</i>	10 + 420 cSt
Temperature di lavoro <i>Working temperature</i>	-20 + +90 °C
Filtrazione assoluta <i>Absolute filtration</i>	25 µ

Modello <i>Type</i>	V1, V2 C1, C2	F	Portata max <i>Max. flow</i> l/min
<b>OVC-DE-L-SF-38</b>	3/8" GAS	1/4" GAS	<b>40</b>
<b>OVC-DE-L-SF-12</b>	1/2" GAS	1/4" GAS	<b>60</b>

<b>Taratura Setting</b>	La valvola deve essere tarata almeno 1.3 volte la massima pressione indotta dal carico <i>The valve must be set at least 1.3 times maximum load induced pressure</i>		
Codice <i>Code</i>	Taratura standard <i>Standard setting</i> bar (Q=5 l/min)	Campo di taratura <i>Adj. Pressure range</i> bar	Colore molla <i>Spring color</i>
<b>01</b>	<b>100</b>	<b>20÷200</b>	Bianco <i>White</i>
<b>02</b>	<b>280</b>	<b>50÷350</b>	Nero <i>Black</i>



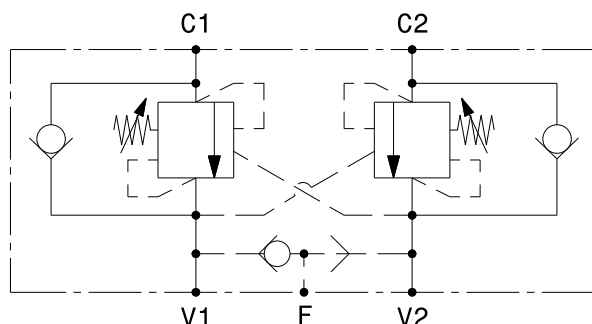
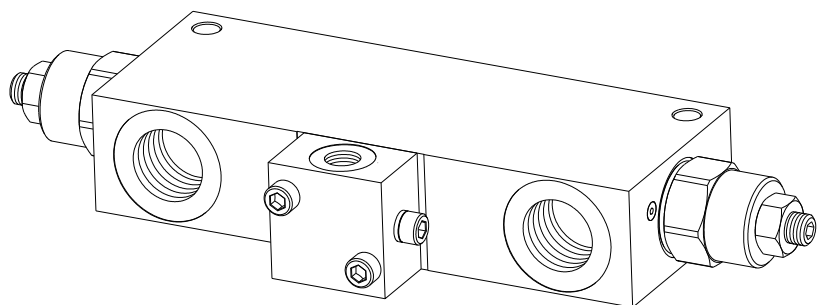
**Sigla di ordinazione / Ordering code**



I dati non sono impegnativi, **CBF** si riserva di apportare modifiche senza preavviso.  
*The specifications are not binding, CBF reserves the right to introduce modifications without notice.*

Valvola OVERCENTRE doppio effetto in linea con sblocco freno  
*In line, double effect OVERCENTRE valve with brake unclamping*

mod. OVC-DE-L-SF-34/10



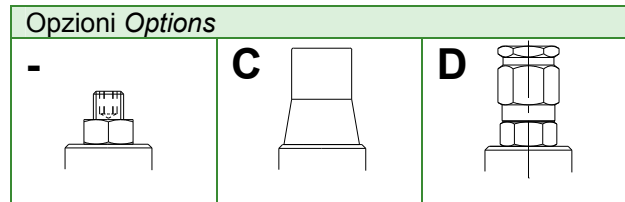
Versione con corpo in alluminio o in acciaio  
*Aluminium or steel body version*

Pressione massima <i>Max pressure</i>	350 bar
Rapporto di pilotaggio <i>Pilot ratio</i>	4.25:1
Rapporti di pilotaggio a richiesta <i>Pilot ratio upon request</i>	3:1 8:1 10:1

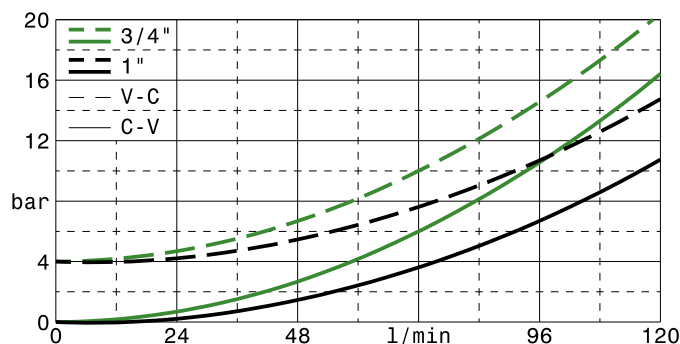
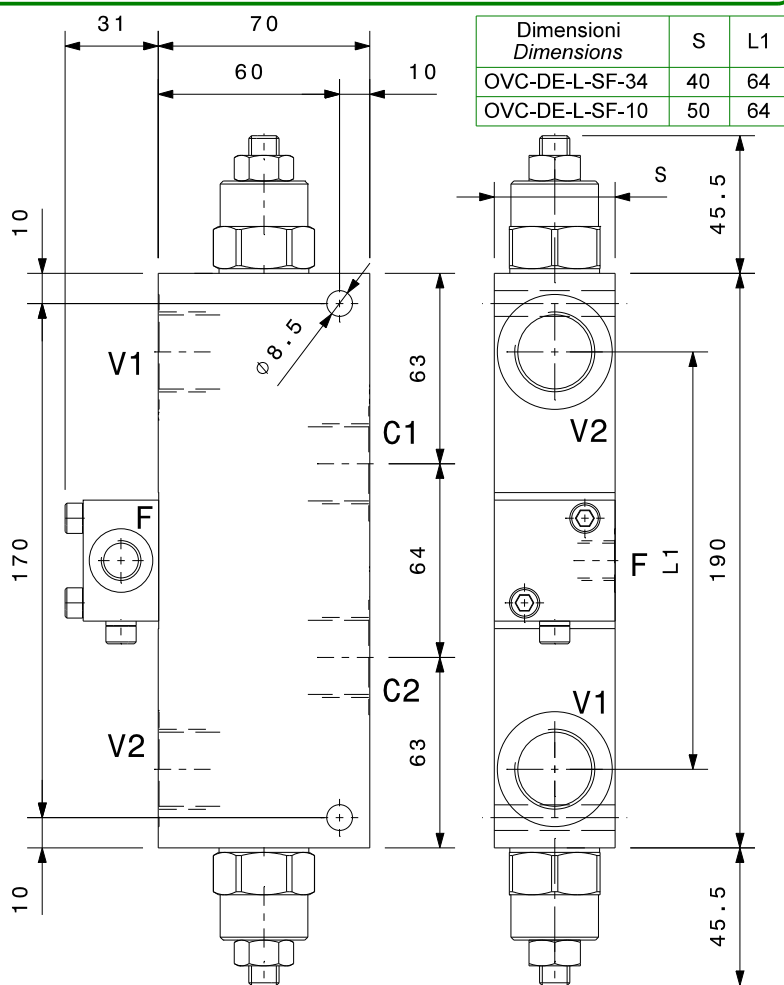
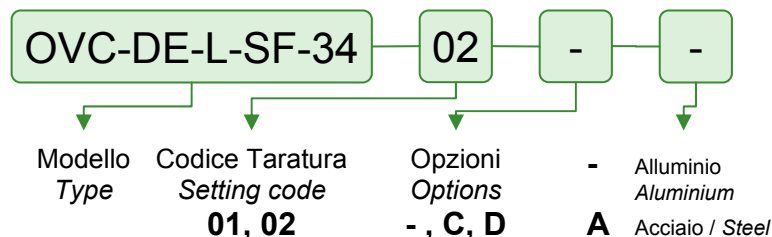
Dati e tarature ottenuti usando olio con viscosità 30 cSt a 50°C <i>Performances and calibrations are carried out by using hydraulic oil with 30 cSt viscosity at 50°C</i>	
Viscosità consigliate <i>Recommended viscosity</i>	10 ÷ 420 cSt
Temperature di lavoro <i>Working temperature</i>	-20 ÷ +90 °C
Filtrazione assoluta <i>Absolute filtration</i>	25 µ

Modello <i>Type</i>	V1, V2 C1, C2	F	Portata max <i>Max. flow</i> l/min
OVC-DE-L-SF-34	3/4" GAS	1/4" GAS	100
OVC-DE-L-SF-10	1" GAS	1/4" GAS	120

<b>Taratura <i>Setting</i></b>	La valvola deve essere tarata almeno 1.3 volte la massima pressione indotta dal carico <i>The valve must be set at least 1.3 times maximum load induced pressure</i>		
Codice <i>Code</i>	Taratura standard <i>Standard setting</i> bar (Q=5 l/min)	Campo di taratura <i>Adj. Pressure range</i> bar	Colore molla <i>Spring color</i>
01	100	20÷200	Bianco <i>White</i>
02	280	50÷350	Nero <i>Black</i>



Sigla di ordinazione / *Ordering code*



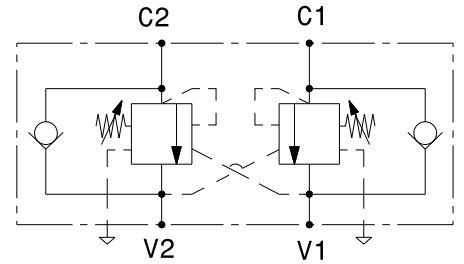
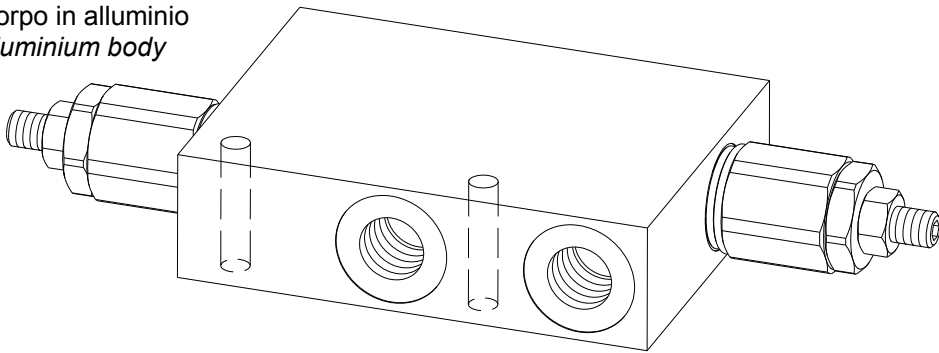
I dati non sono impegnativi, **CBF** si riserva di apportare modifiche senza preavviso.  
*The specifications are not binding, CBF reserves the right to introduce modifications without notice.*



**Valvola OVERCENTRE doppio effetto – centro chiuso**  
*Double effect OVERCENTRE valve – closed centre*

**mod. OVC-DE-CC**

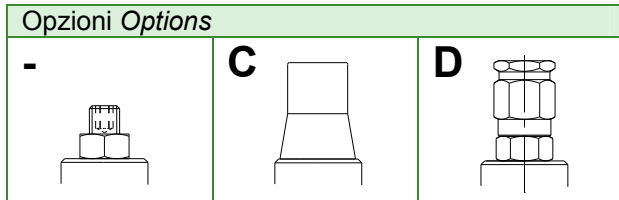
Corpo in alluminio  
*Aluminium body*



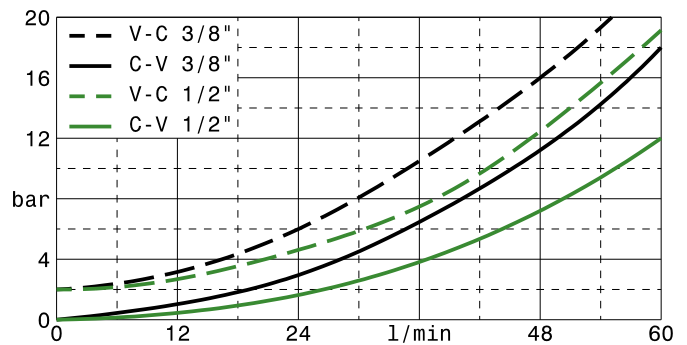
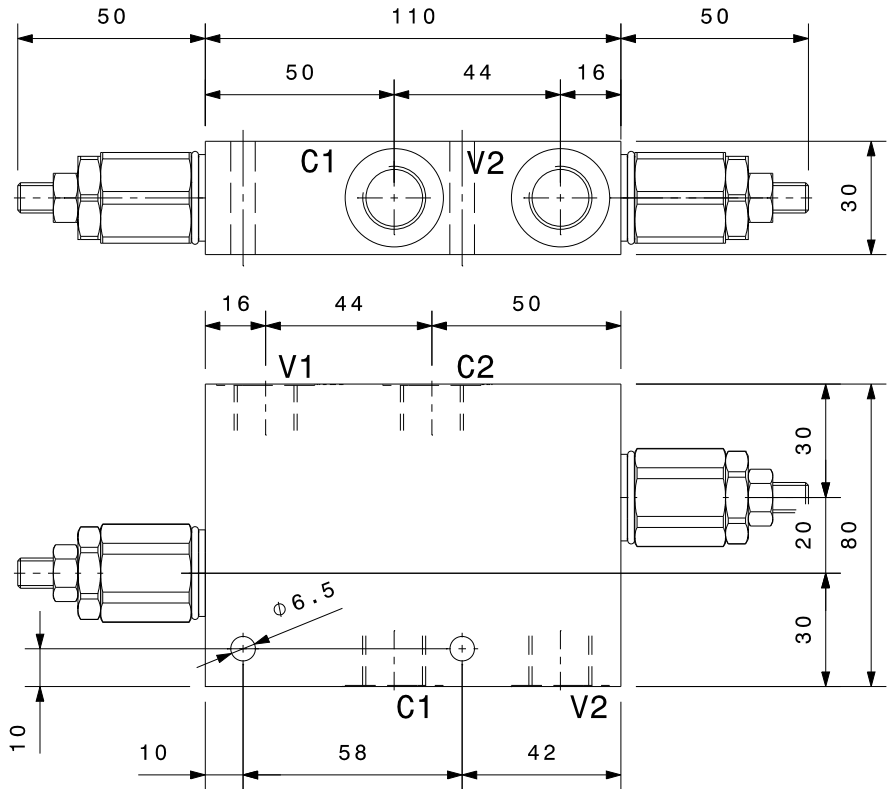
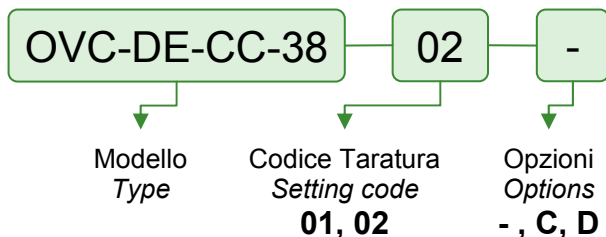
Pressione massima <i>Max pressure</i>	350 bar
Rapporto di pilotaggio <i>Pilot ratio</i>	4.25:1
Rapporti di pilotaggio a richiesta <i>Pilot ratio upon request</i>	3:1 8:1 10:1
Dati e tarature ottenuti usando olio con viscosità 30 cSt a 50°C <i>Performances and calibrations are carried out by using hydraulic oil with 30 cSt viscosity at 50°C</i>	
Viscosità consigliate <i>Recommended viscosity</i>	10 ÷ 420 cSt
Temperatura di lavoro <i>Working temperature</i>	-20 ÷ +90 °C
Filtrazione assoluta <i>Absolute filtration</i>	25 μ

Modello <i>Type</i>	V1, C1 V2, C2	Portata max <i>Max. flow</i> l/min
OVC-DE-CC-38	3/8" GAS	40
OVC-DE-CC-12	1/2" GAS	60

Taratura <i>Setting</i>	La valvola deve essere tarata almeno 1.3 volte la massima pressione indotta dal carico <i>The valve must be set at least 1.3 times maximum load induced pressure</i>		
Codice <i>Code</i>	Taratura standard <i>Standard setting</i> bar (Q=5 l/min)	Campo di taratura <i>Adj. Pressure range</i> bar	Colore molla <i>Spring color</i>
01	100	20÷200	Bianco <i>White</i>
02	280	50÷350	Nero <i>Black</i>



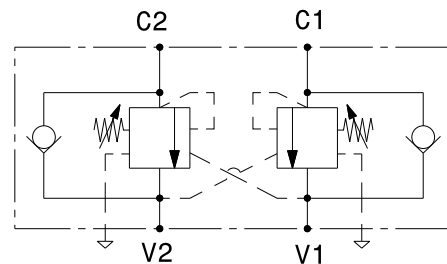
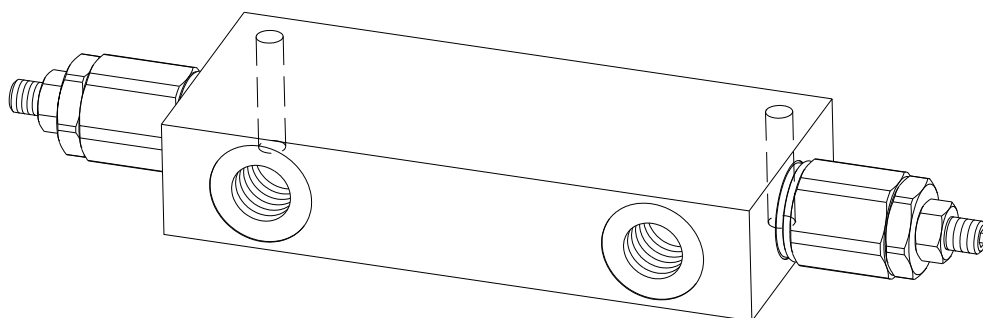
**Sigla di ordinazione / Ordering code**



I dati non sono impegnativi, **CBF** si riserva di apportare modifiche senza preavviso.  
*The specifications are not binding, CBF reserves the right to introduce modifications without notice.*

Valvola OVERCENTRE doppio effetto in linea – centro chiuso  
*In line, double effect OVERCENTRE valve – closed centre*

mod. **OVC-DE-L-CC**

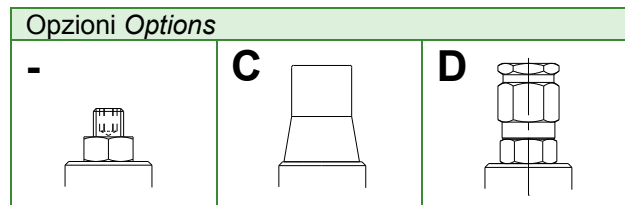


Versione con corpo in alluminio o in acciaio  
*Aluminium or steel body version*

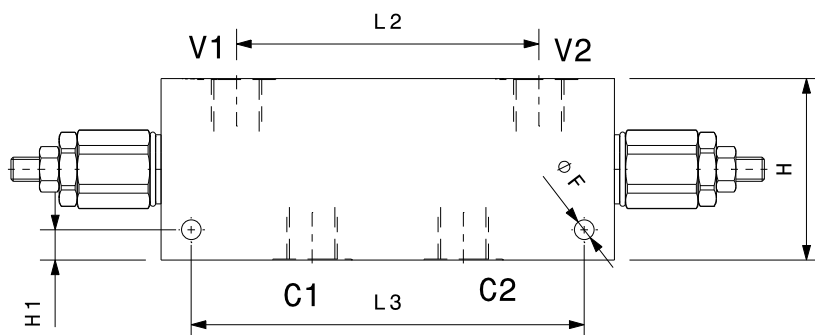
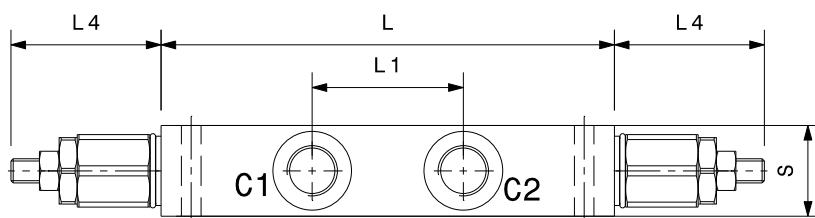
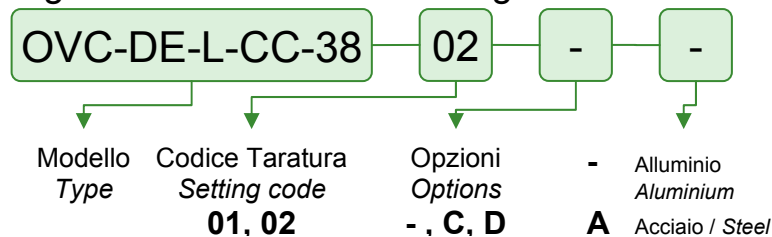
Pressione massima <i>Max pressure</i>	350 bar
Rapporto di pilotaggio <i>Pilot ratio</i>	4.25:1
Rapporti di pilotaggio a richiesta <i>Pilot ratio upon request</i>	3:1 8:1 10:1
Dati e tarature ottenuti usando olio con viscosità 30 cSt a 50°C <i>Performances and calibrations are carried out by using hydraulic oil with 30 cSt viscosity at 50°C</i>	
Viscosità consigliate <i>Recommended viscosity</i>	10 ÷ 420 cSt
Temperature di lavoro <i>Working temperature</i>	-20 ÷ +90 °C
Filtrazione assoluta <i>Absolute filtration</i>	25 µ

Modello <i>Type</i>	V1, V2 C1, C2	Portata max <i>Max. flow</i> l/min
OVC-DE-L-CC-38	3/8" GAS	40
OVC-DE-L-CC-12	1/2" GAS	60
OVC-DE-L-CC-34	3/4" GAS	100
OVC-DE-L-CC-10	1" GAS	120

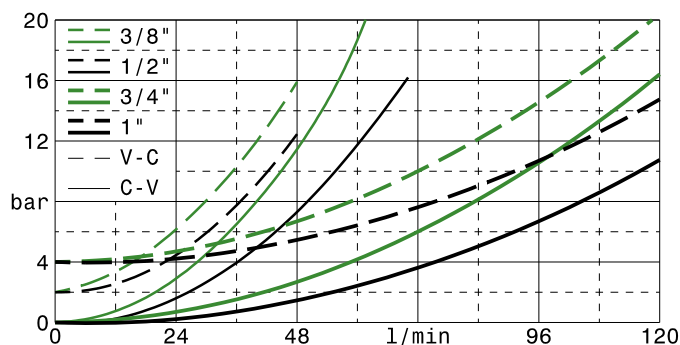
<b>Taratura Setting</b>	La valvola deve essere tarata almeno 1.3 volte la massima pressione indotta dal carico <i>The valve must be set at least 1.3 times maximum load induced pressure</i>		
<b>Codice Code</b>	Taratura standard <i>Standard setting</i> bar (Q=5 l/min)	Campo di taratura <i>Adj. Pressure range</i> bar	Colore molla <i>Spring color</i>
<b>01</b>	<b>100</b>	<b>20÷200</b>	<b>Bianco White</b>
<b>02</b>	<b>280</b>	<b>50÷350</b>	<b>Nero Black</b>



Sigla di ordinazione / **Ordering code**



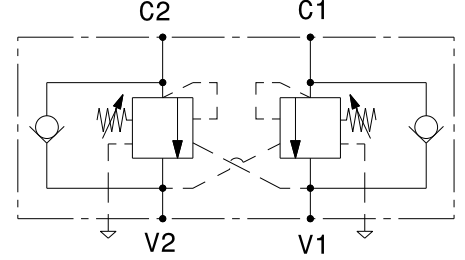
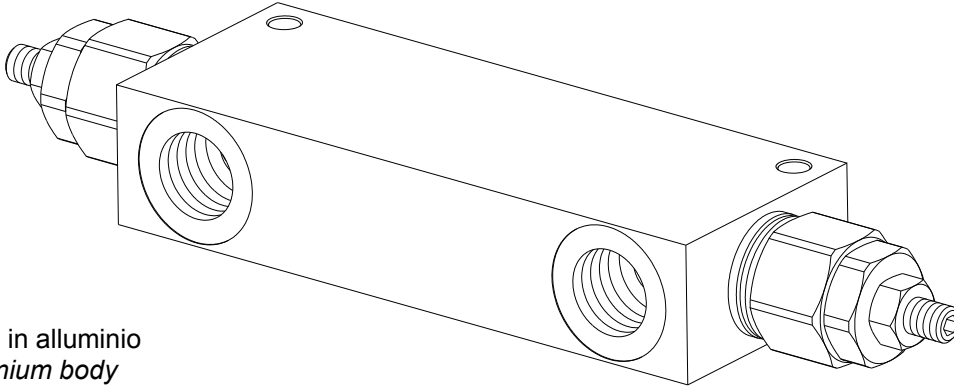
Dimensioni <i>Dimensions</i>	L	H	S	L1	L2	L3	L4	H1	F
OVC-DE-L-CC-38	150	60	30	50	100	130	50	10	6.5
OVC-DE-L-CC-12	150	60	30	50	100	130	50	10	6.5
OVC-DE-L-CC-34	190	70	40	64	138	170	58	10	8.5
OVC-DE-L-CC-10	190	70	50	64	132	170	58	10	8.5



I dati non sono impegnativi, **CBF** si riserva di apportare modifiche senza preavviso.  
*The specifications are not binding, CBF reserves the right to introduce modifications without notice.*

Valvola OVERCENTRE doppio effetto in linea – centro chiuso  
In line, double effect OVERCENTRE valve – closed centre

mod. **OVC-DE-L-200-CC**



Corpo in alluminio  
Aluminium body

Pressione massima Max pressure	350 bar
Rapporto di pilotaggio Pilot ratio	4:1

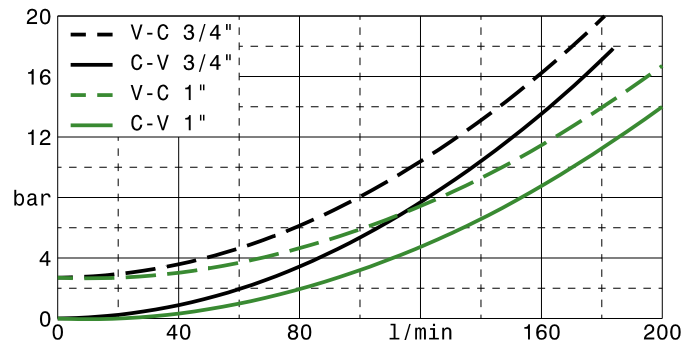
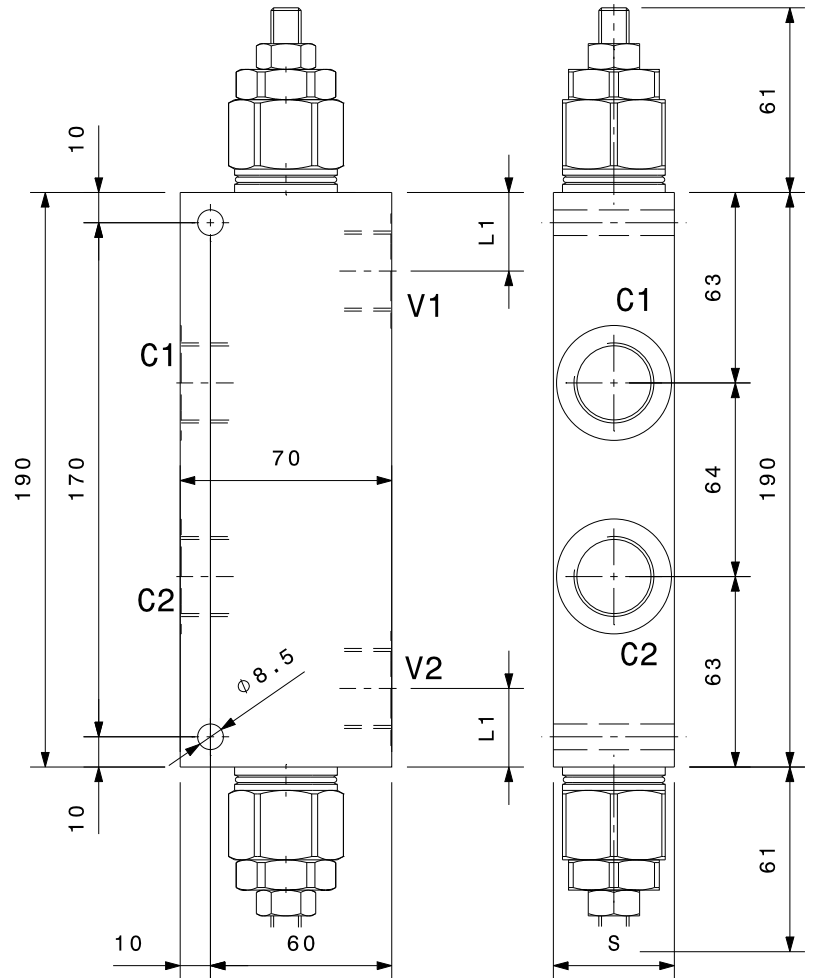
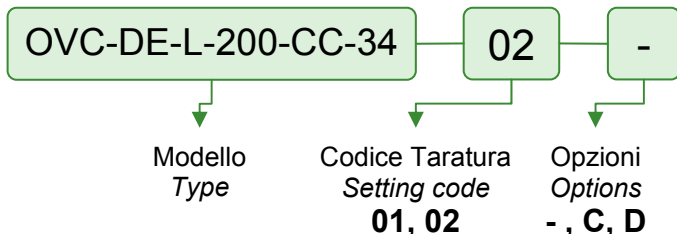
Dati e tarature ottenuti usando olio con viscosità 30 cSt a 50°C Performances and calibrations are carried out by using hydraulic oil with 30 cSt viscosity at 50°C	
Viscosità consigliate Recommended viscosity	10 ÷ 420 cSt
Temperature di lavoro Working temperature	-20 ÷ +90 °C
Filtrazione assoluta Absolute filtration	25 µ

Modello Type	V1, V2 C1, C2	S	L1	Portata max Max. flow l/min
OVC-DE-L-200-CC-34	3/4" GAS	40	26	150
OVC-DE-L-200-CC-10	1" GAS	50	29	200

<b>Taratura Setting</b>	La valvola deve essere tarata almeno 1.3 volte la massima pressione indotta dal carico The valve must be set at least 1.3 times maximum load induced pressure		
<b>Codice Code</b>	Taratura standard Standard setting bar (Q=5 l/min)	Campo di taratura Adj. Pressure range bar	Colore molla Spring color
<b>01</b>	<b>100</b>	<b>20÷200</b>	<b>Bianco White</b>
<b>02</b>	<b>280</b>	<b>50÷350</b>	<b>Nero Black</b>

Opzioni Options		
-	C	D

Sigla di ordinazione / Ordering code

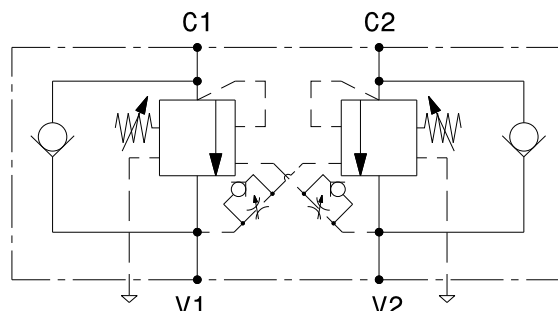
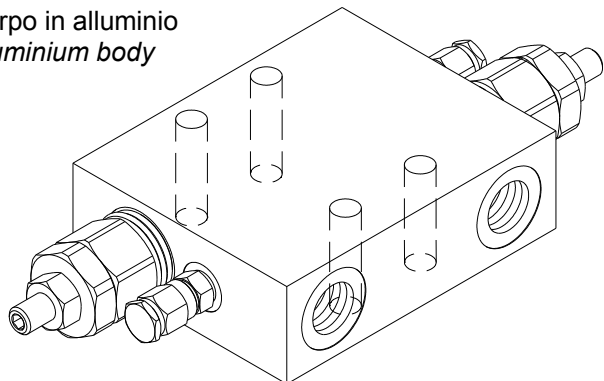


I dati non sono impegnativi, **CBF** si riserva di apportare modifiche senza preavviso.  
The specifications are not binding, **CBF** reserves the right to introduce modifications without notice.

Valvola OVERCENTRE doppio effetto in linea flangiabile – centro chiuso  
*Flangeable, in line, double effect OVERCENTRE valve – closed centre*

mod. **OVC-DE-F2-PST-CC**

Corpo in alluminio  
*Aluminium body*

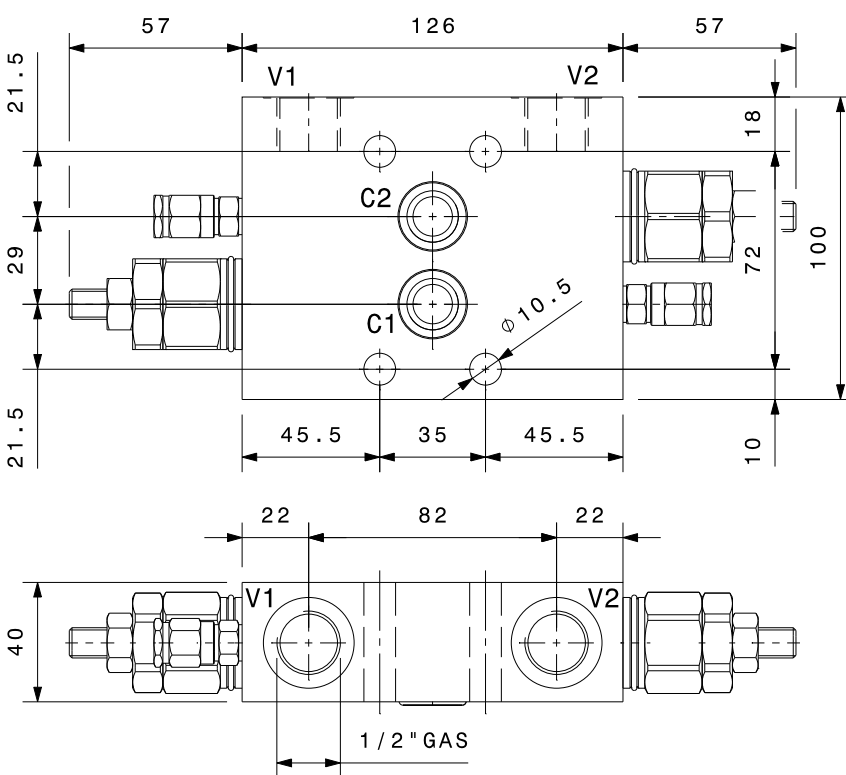
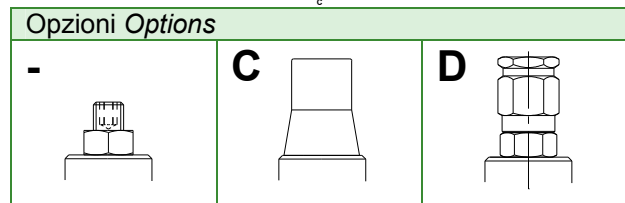


Pressione massima <i>Max pressure</i>	350 bar
Rapporto di pilotaggio <i>Pilot ratio</i>	4.25:1
Rapporti di pilotaggio a richiesta <i>Pilot ratio upon request</i>	3:1 8:1 10:1

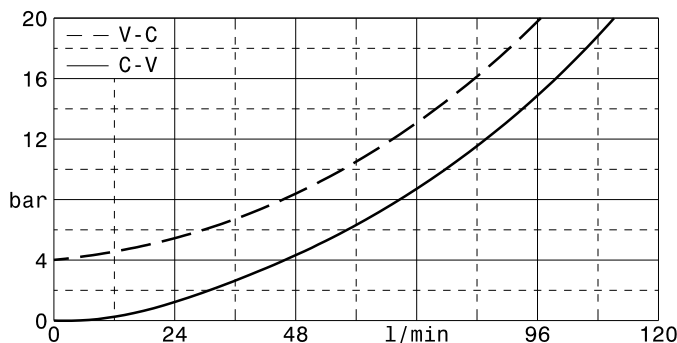
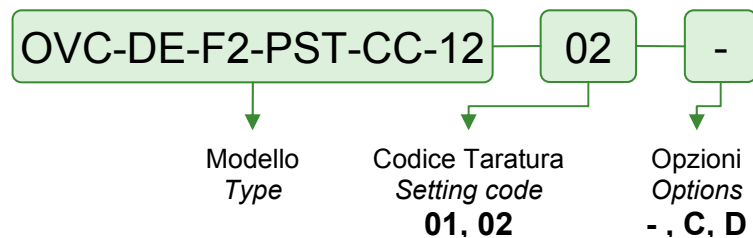
Dati e tarature ottenuti usando olio con viscosità 30 cSt a 50°C <i>Performaces and calibrations are carried out by using hydraulic oil with 30 cSt viscosity at 50°C</i>	
Viscosità consigliate <i>Recommended viscosity</i>	10 + 420 cSt
Temperatura di lavoro <i>Working temperature</i>	-20 + 90 °C
Filtrazione assoluta <i>Absolute filtration</i>	25 µ

Modello <i>Type</i>	V1, V2	Portata max <i>Max. flow</i> l/min
<b>OVC-DE-F2-PST-CC-12</b>	1/2" GAS	<b>60</b>

<b>Taratura <i>Setting</i></b>	La valvola deve essere tarata almeno 1.3 volte la massima pressione indotta dal carico <i>The valve must be set at least 1.3 times maximum load induced pressure</i>		
<b>Codice <i>Code</i></b>	Taratura standard <i>Standard setting</i> bar (Q=5 l/min)	Campo di taratura <i>Adj. Pressure range</i> bar	Colore molla <i>Spring color</i>
<b>01</b>	<b>100</b>	<b>20÷200</b>	<b>Bianco <i>White</i></b>
<b>02</b>	<b>280</b>	<b>50÷350</b>	<b>Nero <i>Black</i></b>



Sigla di ordinazione / *Ordering code*



I dati non sono impegnativi, **CBF** si riserva di apportare modifiche senza preavviso.  
*The specifications are not binding, CBF reserves the right to introduce modifications without notice.*